



INSTALLATION

freestanding or built-in with fitted worktop/lid in place —
overall dimensions 855mmH x 598mmW x 580mmD

built-in only with worktop/lid removed —
overall dimensions 825mmH x 598mmW x 552mmD

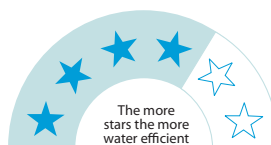
- 14-plate capacity, up to 30cm diameter plates
- plate size: 25.5-30cm diameter bottom basket
20.5-24cm diameter top basket
- height-adjustable top basket — double-stack side racks in top basket, cups or long-stemmed glasses
- five wash programs —

Intensive	60° Celsius
Heavy	50° Celsius
Normal	45° Celsius
Rinse	45° Celsius
Rapid	40° Celsius
- four wash temperatures — 40°C, 45°C, 50°C, 60°C
- three rinse temperatures — 45°C, 60°C, 70°C
- two pre-wash temperatures — ambient, 50°C
- water consumption on Normal program — 13.4 litres
- residual heat hot air drying
- quietness: 58 dBA sound pressure at main (wash) motor
46 dB fully loaded and operating
- bottom basket with collapsible racks for easy loading of pots, pans, casseroles and baking dishes
- top basket with four flip-down racks for double stacking of cups, long-stem glasses, long cooking and serving utensils
- electronic controls with rotary dial, illuminated program selection, half-load selection, power ON
- filtration in three stages, all removable:
 - initial horizontal stainless steel filter
 - middle vertical cylindrical stainless steel filter
 - final stainless steel micromesh filter
- wash action by traditional two wands:
 - lower wand in all-stainless steel
 - upper wand in all polypropylene by direct water feed from rear wall
- water connection by 90°C tolerant pex hose — cold or hot connection
- 150 watt wash motor
20 watt pump motor
2100 watt water heating element

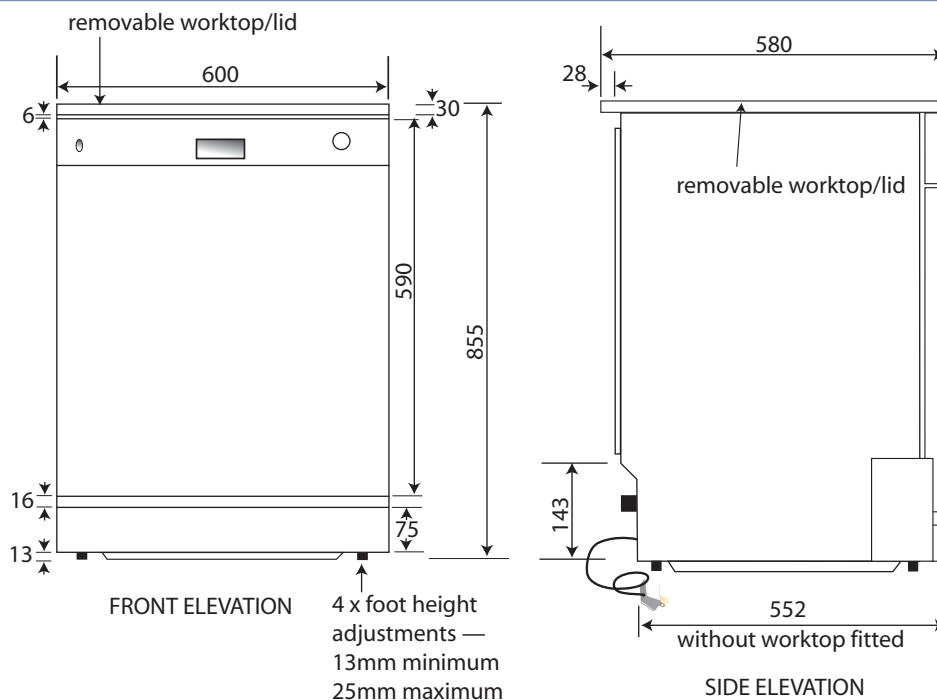
finish	stainless steel with silverfrost control panel
size	855mmH x 600mmW x 580mmD with fitted worktop/lid — removable
capacity	14 placesettings (IEC international)
programs	five
controls	electronic, rotary dial
drying	residual heat hot air
quietness	46 dB
water security	pex hosing plus float switch
filtration	three stage
baskets	bottom: 30cm diameter plates collapsible dish racks top: height adjustable, double-stack side racks
warranty	two years parts and labour



also available in white enamel,
code DW402W



Please note: these drawings are not to scale — they are to assist only



Program	Description	Action					Consumption		Time
		prewash cold	prewash hot	wash	rinse	drying	kWh	water litres	
intensive	very heavily soiled pots, pans, dishes	1x ambient	50°C	60°C	70°C	yes	1.4	17	160
heavy	normally soiled pots, pans, dishes	2x ambient		50°C	70°C	yes	1.05	17	155
normal	light soiled pots, pans, dishes, glasses	1x ambient		45°C	60°C	yes	0.8	13.4	105
rinse	lightly soiled rinse and dry only			45°C	70°C	yes	1.0	9.9	95
rapid	short wash for light soiling — no drying			40°C	45°C		0.4	8.9	30

Water mains pressure allowed —

minimum	maximum
5Ncm/2	1000Ncm/2
3psi	110psi
0.5bar	10bar
Suitable for mains, gravity feed and tank pressures	

Water connection, hot or cold

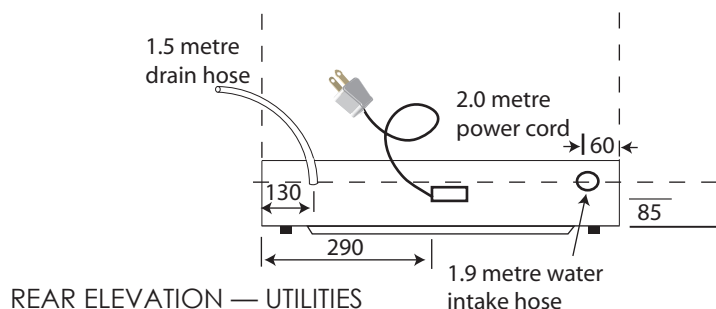
Recommended max intake temperature 65°C

electricity supply
electricity connection
concealed element
wash motor
pump motor
max current

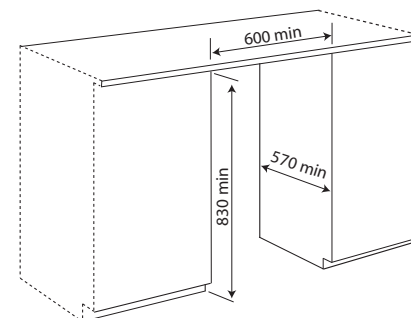
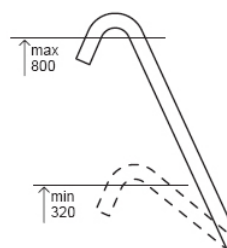
240 volt 50 Hz
10 Amp GPO
2100 Watt
150 Watt
20 Watt
9.4 Amp

PACKAGED —

dimensions 885 x 635 x 630 = 0.36m³
gross weight 50kg
net weight 43kg



DRAIN HOSE



INSTALLATION
appliancesonline
.com.au

Australia's largest online appliance retailer

WARNING: technical specifications and product sizes can be varied by the manufacturer without notice. Cutouts for appliances should only be by physical product measurements. The above information is indicative only.

ID080410
code DW402XA