



**CHEF**  
cooking

range refresh 2010 - retail information



we've spent more time in the kitchen, so your customers don't have to.

At Chef, we make cooking appliances designed to free up the time your customers spend in the kitchen.

They come with all the useful features they need, are efficient without being fussy and add style.

The range has been updated and refreshed and as such, the new appliances in the Chef range are simple to use, easy to maintain and above all, will help make time spent in the kitchen be more enjoyable.

## contents

built-in ovens	3
cooktops	5
product specifications	7
warranty	11





## built-in ovens

The new Chef 80L\* built-in ovens are large enough to meet all cooking needs, whether it's the Sunday roast, a large lasagne or baking for friends and family. Chef's latest ovens also have an innovative air-cooled door to reduce the surface temperature of the glass.

The new range of Chef cooking appliances with ergonomic knobs have all the features your customers need in a design that they'll love.

A new oven door design also means that it is easier to dismantle and clean.

\*Gross capacity



## features

### separate grill

This Australian cooking essential allows grilling and baking at the same time, whilst also keeping different cooking smells and flavours separate.

### easy to clean

The new Chef ovens are easy to maintain with features such as moulded shelf supports, acid resistant enamel and a full glass door, which can be easily dismantled for cleaning.

### choice of ovens

Available in stainless steel or white:

Conventional – cooks by using heat from the bottom element.

Fan Forced – cooks by using a fan element to circulate heat evenly.

Multi-function – provides various cooking functions including fan forced, bake and fan grill.





## cooktops

For straightforward solutions, choose from the range of Chef gas, ceramic or electric hobs. All surfaces are easy to clean and can be installed into a bench top above the oven or almost anywhere in the kitchen.

Now with a better fit, feel and finish than ever before, Chef built-in cooktops are the key to great food.

### features

#### side controls

Stepped controls on the side of the cooktop make it easy to determine the heat needed for great cooking results.

#### easily installed gas cooktops

Models with battery ignition to the hob means that no electrical connection is required making installation easy and fuss-free.

#### easy clean ceramic

Not only does it look great, the durable glass surface on Chef ceramic cooktops are easy to clean, ensuring your customer's kitchen is always looking its best.

#### easy to use

The flat pot support design on the gas hobs means it is easy to move pots and pans around the cooktop.


### solid electric



### gas



### ceramic electric







## built-in ovens



**EOC617 (W/S)**

Product (h x w x d) mm 595 x 595 x 573  
 Cut-out flush (h x w x d) mm 600 x 600 x 581  
 Cut-out proud (h x w x d) mm 590 x 565 x 561



**EOC627 (W/S)**

Product (h x w x d) mm 595 x 595 x 573  
 Cut-out flush (h x w x d) mm 600 x 600 x 581  
 Cut-out proud (h x w x d) mm 590 x 565 x 561



**EOC647 (W/S)**

Product (h x w x d) mm 595 x 595 x 573  
 Cut-out flush (h x w x d) mm 600 x 600 x 581  
 Cut-out proud (h x w x d) mm 590 x 565 x 561



**EGC627 (W/S)**

Product (h x w x d) mm 725 x 595 x 573  
 Cut-out flush (h x w x d) mm 731 x 600 x 581  
 Cut-out proud (h x w x d) mm 732 x 565 x 561



**EXC617 (W/S)**

Product (h x w x d) mm 888 x 595 x 573  
 Cut-out flush (h x w x d) mm 893 x 600 x 581  
 Cut-out proud (h x w x d) mm 885 x 565 x 560



**EXC627 (W/S)**


Product (h x w x d) mm 888 x 595 x 573  
 Cut-out flush (h x w x d) mm 893 x 600 x 581  
 Cut-out proud (h x w x d) mm 885 x 565 x 560

## gas cooktops




**GHS607(W/S)**

Product (w x d) mm 600 x 535  
 Cut-out (w x d) mm 570 x 490




**GHC607(W/S)**

Product (w x d) mm 600 x 535  
 Cut-out (w x d) mm 570 x 490



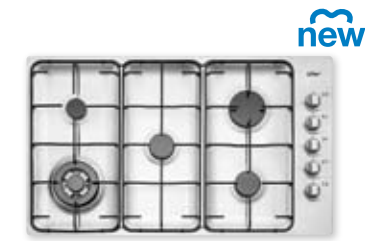
**GHC617(W/S)**

Product (w x d) mm 600 x 535  
 Cut-out (w x d) mm 570 x 490



**GHS917(W/S)**

Product (w x d) mm 860 x 510  
 Cut-out (w x d) mm 830 x 470



**GHC937(W/S)**


Product (w x d) mm 860 x 510  
 Cut-out (w x d) mm 830 x 470

## electric cooktops



**EHC617 (W/S)**

Product (w x d) mm 600 x 535  
 Cut-out (w x d) mm 570 x 490



**EHC917W**

Product (w x d) mm 870 x 406  
 Cut-out (w x d) mm 825 x 362



**EHC647U**

Product (w x d) mm 610 x 515  
 Cut-out (w x d) mm 560 x 490\*



**EHC947U**

Product (w x d) mm 930 x 520  
 Cut-out (w x d) mm 880 x 490

rangehoods



**CS601S**

599 x 500 x 230

Product (w x d x h) mm



**CS901S**

899 x 500 x 230



**REHR6 (W/S)**

599 x 300 x 175

Product (w x d x h) mm



**RRE635 (W/S)**

599 x 300 x 175



**RFD602 (W/S)**

599 x 500 x 160

Product (w x d x h) mm



**RFD902 (W/S)**

899 x 500 x 160



**RRE934 (W/S)**

899 x 300 x 175

Product (w x d x h) mm



**RRE634 (W/S)**

599 x 300 x 175





## **Electrolux Home Products Australia**

### **retail (stock and delivery queries)**

phone: 1300 363 601  
fax: 1800 812 590

### **customer care (product queries)**

telephone: 1300 363 640  
fax: 1800 350 067

email: [customercare@electrolux.com.au](mailto:customercare@electrolux.com.au)  
web: [www.electrolux.com.au](http://www.electrolux.com.au)  
info+images: <http://trade.electrolux.com.au>



### **top service**

Top Service encompasses the after sales service provided by The Electrolux Group to consumers including delivery, home service and spare parts.

### **warranty**

Electrolux Home Products warrants that for domestic application, the Chef Ovens, Freestanding Cookers, Cooktops and Rangehoods featured in this brochure are free from defects in materials and workmanship for a period of 2 years (3 months for commercial applications) from the date of first purchase, subject to the conditions set out in the warranty card accompanying the product when purchased.

### **† product description**

The descriptors and illustrations in this publication apply to the specific products and models described as at the date of issue. Under our policy of continuous product development, product specifications may change without notice. Prospective purchasers should therefore check with their retailer to ensure this publication correctly describes the products that are being offered for sale. All information supplied is to be used for general reference purposes only and is on the understanding that Electrolux Home Products Pty Ltd will not be liable for any loss, liability or damage of whatever kind arising as a result of reliance on such information. Colours of products illustrated are as close as printing limitations allow.



Printed on Monza Satin Recycled Art stock containing 50% recycled material & 50% from sustainable forests.

**Chef. We are part of the Electrolux family. Share more of our thinking at [www.electrolux.com](http://www.electrolux.com)**