



**CHEF**  
cooking  
put a chef in your kitchen

# chef: it's all about the food

There's something wonderful about home cooking. It's about the aroma of good food cooking in the oven, about knowing exactly what ingredients have gone into your dish, and about the satisfaction of sitting down to eat something cooked with real love and care.

Here in Australia our eating habits have changed over the years. The great Aussie meal was always the family roast – and still often is – while fresh baking was scones with home made jam. Nowadays though, you're just as likely to whip up a stir fry, prepare a pizza or bake muffins.

At Chef we've been with you every step of the way. Over the years we've earned a reputation for quality ovens – made locally, made to last. Our ovens are now bigger than ever before with enough room for the largest Sunday roast and all the cooking functions you could want. They're designed to look good in your kitchen and with Chef, the fit-out won't require a second mortgage.

Grounded in great Australian traditions, Chef will make a welcome impact in any home from classic to modern, country to city, bush to beach.

Above all, Chef is all about helping you cook great food.



# built-in cooking



## separate grill

The separate grill is an Australian cooking essential. It allows you to grill and bake at the same time whilst keeping different cooking smells and flavours separate.



## easy to clean

The formed shelf supports, full flat glass door and acid resistant enamel make Chef built-in ovens a breeze to keep clean.



## choice of cooktops

Choose from electric hobs, stylish, easy to clean ceramic, or gas – the chef's choice. All are easy to clean and can be installed into the bench top above the oven or wherever you like in your kitchen.



## choice of ovens

*Conventional* – cooks by using heat from the bottom element.

*Fan Forced* – cooks by using a fan element to circulate heat evenly.

*Multi-function* – provides various cooking functions including fan forced, bake and fan grill.



The Chef 80 litre gross capacity/66 litre usable capacity built-in oven is large enough for all your cooking needs. You'll be pleased you chose Chef every time you cook a roast, a large casserole or a batch of biscuits large enough for family or friends.

More than functional, our built-in ovens look good in modern stainless steel or classic white and will blend seamlessly into your kitchen. Your choices extend to conventional, fan forced or multi-function models. Quiet, smooth running and robustly built they don't need to be fussed over.

Now with a better fit, feel and finish than ever before, Chef built-in ovens are your key to great food.

# oven specifications



## electric underbench & wall ovens†

	EOC614 (W/S)	EOC624 (W/S)	EOC644 (W/S)
oven fuel	electric	electric	electric
oven type	single	single	single
nominal width (mm)	600	600	600
finish	white/stainless steel	white/stainless steel	white/stainless steel

## main oven

type	conventional	fan forced	multi-function 5
grill	electric in oven	electric in oven	electric in oven
timer	60 minute	60 minute	program
lights	1	1	1

## general features

door glass layers	2	2	3
easy clean formed shelf supports	✓	✓	✓

## accessories

number of shelves	2	2	2
grill/oven pan	✓	✓	✓
grill insert	wire	wire	wire

## dimensions†

product (h x w x d) mm	595 x 595 x 566	595 x 595 x 566	595 x 595 x 566
cut-out flush (h x w x d) mm	600 x 600 x 581	600 x 600 x 581	600 x 600 x 581
cut-out proud (h x w x d) mm	590 x 565 x 561	590 x 565 x 561	590 x 565 x 561



## electric separate grill underbench & wall ovens†

	EGC624 (W/S)	EGC634 (W/S)	EXC614 (W/S)	EXC624 (W/S)
oven fuel	electric	electric	electric	electric
grill fuel	electric	electric	electric	electric
oven type	separate grill underbench	separate grill underbench	separate grill wall	separate grill wall
nominal width (mm)	600	600	600	600
finish	white/stainless steel	white/stainless steel	white/stainless steel	white/stainless steel

## main oven

type	fan forced	multi-function 5	conventional	fan forced
timer	60 minute	120 minute auto-off	60 minute	60 minute
lights	1	1	1	1

## general features

door glass layers	2	2	2	2
easy clean formed shelf supports	✓	✓	✓	✓

## accessories

number of shelves	2	2	2	2
grill/oven pan	✓	✓	✓	✓
grill insert	wire	wire	wire	wire

## dimensions†


product (h x w x d) mm	725 x 595 x 566	725 x 595 x 566	888 x 595 x 566	888 x 595 x 566
cut-out flush (h x w x d) mm	731 x 600 x 581	731 x 600 x 581	893 x 600 x 581	893 x 600 x 581
cut-out proud (h x w x d) mm	723 x 565 x 561	723 x 565 x 561	885 x 565 x 561	885 x 565 x 561

# electric cooktop specifications



electric cooktops <sup>†</sup>	EHC614 (W/S)	EHC914W	EHC646U	EHC946U
type	solid element	solid element	ceramic	ceramic
nominal width	600	900	600	900
finish	white enamel/stainless steel	white enamel	trimless	trimless
elements	4 x solid	4 x solid	4 x ribbon	4 x ribbon
left front	1500W	1500W	1800W	2300W
left rear	2000W	1500W	1200W	1200W
right front	1500W	1500W	1200W	1800W
right rear	1500W	2000W	1800W	1200W
control	knob	knob	knob	knob
hot surface indicator			✓	✓
<b>dimensions<sup>†</sup></b>				
product (w x d) mm	600 x 535	870 x 406	610 x 515	930 x 520
cut-out (w x d) mm	570 x 490	825 x 362	560 x 490*	880 x 490

<sup>†</sup> Refer to Product Information details on page 12. \*Will fit into 560 x 485 if required.





# gas cooktop specifications



## gas cooktops†

	<b>GHS605(W/S)</b>	<b>GHC605(W/S)</b>	<b>GHC615(W/S)</b>
nominal width (mm)	600	600	600
finish	white enamel/stainless steel	white enamel/stainless steel	white enamel/stainless steel
burners	4	4	4
left front	rapid (12.7MJ/h)	rapid (12.7MJ/h)	triple-ring wok (14.4MJ/h)
left rear	semi-rapid (9.0MJ/h)	semi-rapid (9.0MJ/h)	semi-rapid (9.0MJ/h)
right front	simmer (5.1MJ/h)	simmer (5.1MJ/h)	simmer (5.1MJ/h)
right rear	semi-rapid (9.0MJ/h)	semi-rapid (9.0MJ/h)	semi-rapid (9.0MJ/h)
trivets	enamel	enamel	enamel
ignition type	battery	electronic	electronic
<b>dimensions†</b>			
product (w x d) mm	600 x 535	600 x 535	600 x 535
cut-out (w x d) mm	570 x 490	570 x 490	570 x 490



## gas cooktops†

	<b>GHS915(W/S)</b>	<b>GHC935(W/S)</b>
nominal width (mm)	900	900
finish	white enamel/stainless steel	white enamel/stainless steel
burners	4	5
left front	triple-ring wok (14.4MJ/h)	triple-ring wok (14.4MJ/h)
left rear	simmer (5.1MJ/h)	simmer (5.1MJ/h)
centre/front		semi-rapid (9.0MJ/h)
centre rear		
right front	semi-rapid (9.0MJ/h)	semi-rapid (9.0MJ/h)
right rear	rapid (12.7MJ/h)	rapid (12.7MJ/h)
trivets	enamel	enamel
ignition type	battery	electronic
<b>dimensions†</b>		
product (w x d) mm	860 x 510	860 x 510
cut-out (w x d) mm	830 x 470	830 x 470

† Refer to Product Information details on page 12.

# freestanding cookers



## separate grill

The separate grill is an Australian cooking essential. It allows you to grill and bake at the same time whilst keeping different cooking smells and flavours separate.



## easy to clean

The formed shelf supports and acid-resistant enamel make Chef freestanding cookers a breeze to clean.



## choice of cooktops

If you prefer electric, choose from fast heat coil, easy clean solid or the sleek, flat ceramic hobs for even easier cleaning. Wok-friendly gas models are available for stir fry lovers.



Compact on the outside, huge on the inside, Chef's 540mm freestanding cookers have the largest ovens on the market. With 80 litre gross capacity (66 litre usable capacity) they're as big as our built-in ovens and equally ready to cook up tasty, healthy meals that will put a smile on everyone's lips.

A big hearted oven is only useful if it fits your kitchen – Chef freestanding cookers are designed to snugly fit the standard 550mm space in Australian kitchens. These well-built durable enamel cookers come in conventional or fan forced models.

If space is of a premium, the 500mm cookers provide a value solution. Available in electric or dual fuel with all the features you would expect from Chef.

Your Chef freestanding cooker will be right at home in your family home, investment property or beach house. Chef freestanding cooking makes great food available to everyone.



# freestanding cooker specifications



## 540mm wide electric freestanding†

	<b>EBC5201W</b>	<b>EBC5211W</b>	<b>EBC5231W</b>	<b>EBC5241W</b>
oven type	electric	electric	electric	electric
grill type	grill in oven	grill in oven	grill in oven	separate grill
width	540mm	540mm	540mm	540mm
finish	white	white	white	white
<b>main oven</b>				
type	conventional	conventional	conventional	conventional
timer				60 minute
lights				
closed door grilling	✓	✓	✓	
<b>hob</b>				
element type	coil	solid	solid	coil
<b>accessories</b>				
number of shelves	2	2	2	2
grill pan	✓	✓	✓	✓
grill insert	wire	wire	wire	wire
<b>dimensions†</b>				
h x w x d (mm)*	915 x 540 x 610	915 x 540 x 610	915 x 540 x 610	915 x 540 x 610
<b>connection</b>				
electrical	hardwire	hardwire	hardwire	hardwire
maximum power rating (kW)	8	8.7	8.7	9.8

\* height is to hob, depth does not include handles or knobs



## 540mm wide electric freestanding†

	<b>EBC5261W</b>	<b>EBC5271W</b>	<b>EBC5451W</b>	<b>EBC5481W</b>
oven type	electric	electric	electric	electric
grill type	separate grill	separate grill	separate grill	separate grill
width	540mm	540mm	540mm	540mm
finish	white	white	white	white
<b>main oven</b>				
type	conventional	conventional	fan forced	fan forced
timer	60 minute	60 minute	60 minute	60 minute
lights	✓	✓	✓	✓
closed door grilling				
<b>hob</b>				
element type	coil	solid	solid	ceramic
<b>accessories</b>				
number of shelves	2	2	2	2
grill pan	✓	✓	✓	✓
grill insert	wire	wire	wire	wire
<b>dimensions†</b>				
h x w x d (mm)*	915 x 540 x 610	915 x 540 x 610	915 x 540 x 610	915 x 540 x 610
<b>connection</b>				
electrical	hardwire	hardwire	hardwire	hardwire
maximum power rating (kW)	9.8	10.5	11	10

\* height is to hob, depth does not include handles or knobs  
 † Refer to Product Information details on page 12.



### 540mm wide gas freestanding†

	<b>GBC5246W</b>	<b>GBC5266W</b>	<b>GBC5276W</b>	<b>GBC5486W</b>
oven type	gas	gas	gas	gas
grill type	separate grill	separate grill	separate grill	separate grill
nominal width	540mm	540mm	540mm	540mm
finish	white	white	white	white
<b>main oven</b>				
type	conventional	conventional	conventional	fan
oven/grill ignition	piezo	piezo	battery	electronic
timer			60 minute	60 minute
light				✓
<b>hob</b>				
ignition	manual	manual	battery	electronic
wok burner			✓	✓
<b>accessories</b>				
number of shelves	2	2	2	2
grill insert	wire	wire	wire	wire
grill pan	✓	✓	✓	✓
<b>dimensions†</b>				
h x w x d (mm)*	915 x 540 x 610	915 x 540 x 610	915 x 540 x 610	915 x 540 x 610
<b>connection</b>				
electrical	not required	not required	not required	10A plug
maximum gas rating (MJ)	59.1	59.1	60.8	60.8

\* height is to hob, depth does not include handles or knobs



### 500mm wide electric and dual fuel freestanding†

	<b>CKE5015W</b>	<b>CKG5010W</b>	<b>CKG5060S</b>
oven type	electric	electric	electric
hob type	electric	gas	gas
grill type	grill in oven	grill in oven	grill in oven
width	500mm	500mm	500mm
finish	white	white	stainless steel
<b>oven</b>			
type	multifunction 4	multifunction 4	multifunction 5
functions	top and bottom element, bottom element, top element, grill	top and bottom element, bottom element, top element, grill	fan assist, top and bottom element, bottom element, defrost, grill
light	✓	✓	✓
<b>hob</b>			
elements/burners	4 solid elements	4 gas burners	4 gas burners
<b>accessories</b>			
number of shelves	2	2	2
grill pan	✓	✓	✓
grill insert	wire	wire	wire
<b>dimensions</b>			
h x w x d (mm)*	904 x 500 x 600	904 x 500 x 600	904 x 500 x 600
<b>connection</b>			
electrical	hardwire	10A plug	10A plug
maximum power rating (kW)	7.2	1.9	2
maximum gas rating (MJ)		28.8	28.8

\* height is to hob, depth does not include handles or knobs

† Refer to Product Information details on page 12.

# rangehoods



Even the best recipes can produce unwanted odours and greasy steam during cooking. Our rangehoods will help keep your kitchen fresher and cleaner and we offer three different styles so you can choose what looks and functions best in your kitchen.

**Canopy rangehoods** feature a slim edge profile that gives an added modern touch to your kitchen.

**Slideout rangehoods** are designed to blend into your kitchen cabinetry. For a truly seamless look you can replace the front fascia\* with a custom made one that matches your cupboards.

**Fixed rangehoods** can be installed directly on the wall or beneath your cupboards for a sleek look.

## Installation Options

Additional flexibility is provided by the choice of recirculating or ducted installation options.

## Ducting kits

Please visit [www.chefappliances.com.au](http://www.chefappliances.com.au) or phone 1 300 363 640 for information on ducting kit accessories

\* supplied by your kitchen installer or cabinet maker  
^ 900mm slideout filter will not fit into a standard dishwasher



## let there be light

Your rangehood will add extra light to your work area. The standard incandescent bulbs are easily accessed for replacement.




## cleaner and odour free

Centrifugal fans continually draw cooking residue and smells away from your kitchen.



## easy clean

Filters are easy to remove and can be washed in the dishwasher<sup>^</sup>.



## carbon filters

Carbon filters give the extra odour filtration required when ducted installation is not an option for your kitchen.




# rangehood specifications



<b>rangehoods†</b>	<b>CS601S</b>	<b>CS901S</b>	<b>RFD602 (W/S)</b>	<b>RFD902 (W/S)</b>
type	canopy	canopy	fixed	fixed
nominal width (mm)†	600	900	600	900
finish	stainless steel	stainless steel	white/stainless steel	white/stainless steel
number of fans/speeds	2/3	2/3	1/3	1/3
max. airflow	550m <sup>3</sup> /h	550m <sup>3</sup> /h	200m <sup>3</sup> /h	200m <sup>3</sup> /h
noise level high/low dB(A)	55/48	55/48	59/55	59/55
no. of filters	2	3	2	3
controls	slide	slide	slide	slide
lighting	2 x 40W incandescent	2 x 40W incandescent	2 x 40W incandescent	2 x 40W incandescent
top or rear duct hole	top	top	top and rear	top and rear
optional extension flue (1100mm)	✓	✓		
<b>dimensions†</b>				
body width x depth x height (mm)	599 x 500 x 230	899 x 500 x 230	600 x 500 x 160	900 x 500 x 160
flue height* (mm)	1240	1240		

\*from underside of body



<b>rangehoods†</b>	<b>REHR6 (W/S)</b>	<b>RRE635 (W/S)</b>	<b>RRE934 (W/S)</b>	<b>RRE634 (W/S)</b>
type	slideout	slideout	slideout	slideout
nominal width (mm)†	600	600	900	600
finish	white/stainless steel	white/stainless steel	white/stainless steel	white/stainless steel
number of fans/speeds	1/2	2/3	2/3	2/3
max. airflow	210m <sup>3</sup> /h	400m <sup>3</sup> /h	400m <sup>3</sup> /h	400m <sup>3</sup> /h
noise level high/low dB(A)	62/59	66/59	66/59	66/59
no. of filters	1	2	2	2
controls	auto activated push-pull	auto activated push-pull	auto activated push-pull	auto activated push-pull
lighting	1 x 40W incandescent	2 x 40W incandescent	2 x 40W incandescent	2 x 40W incandescent
top or rear duct hole	top	top	top	top
<b>dimensions†</b>				
body width x depth x height (mm)	599 x 300 x 175	600 x 300 x 175	900 x 300 x 175	600 x 300 x 175
fascia height (mm)	40	70	40	40

† Refer to Product Information details on page 12.

# like to know more?



If you'd like further information about Chef cooking appliances or need detailed dimension and installation information, simply drop into your retailer, visit our website or phone or email our Customer Care team.

phone . . . . . 1300 363 640  
fax . . . . . 1800 350 067  
email. . . . . [customercare@electrolux.com.au](mailto:customercare@electrolux.com.au)  
web . . . . . [www.chefappliances.com.au](http://www.chefappliances.com.au)



## top service

Top Service encompasses the after sales service provided by The Electrolux Group to consumers including delivery, home service and spare parts.

## warranty

Electrolux Home Products warrants that for domestic application, the Chef Ovens, Freestanding Cookers, Cooktops and Rangehoods featured in this brochure are free from defects in materials and workmanship for a period of 2 years (3 months for commercial applications) from the date of first purchase, subject to the conditions set out in the warranty card accompanying the product when purchased.

## † product description

The descriptors and illustrations in this publication apply to the specific products and models described as at the date of issue. Under our policy of continuous product development, product specifications may change without notice. Prospective purchasers should therefore check with their retailer to ensure this publication correctly describes the products that are being offered for sale. All information supplied is to be used for general reference purposes only and is on the understanding that Electrolux Home Products Pty Ltd will not be liable for any loss, liability or damage of whatever kind arising as a result of reliance on such information. Colours of products illustrated are as close as printing limitations allow.



Printed on Monza Satin Ivory Recycled Art stock containing 50% recycled material & 50% from sustainable forests.

**Chef. We are part of the Electrolux family. Share more of our thinking at [www.electrolux.com](http://www.electrolux.com)**