

**Kelvinator** 

**Air Conditioning range 2010**

Split System  
Window/Wall



## Australians love a Kelvinator

Kelvinator has kept its promise of delivering on performance and reliability to Australians for over 40 years.

Today, Kelvinator air conditioners are an evolution of our trusted heritage. You can relax knowing whichever air conditioner you choose, it will keep you comfortable for years to come. Whether you live by the beach, in the city, or the country, Kelvinator has an air conditioner that's perfect for your climate's needs.

The wide range of Kelvinator air conditioners all provide a balance of functional design and practical innovation. They are easy to keep clean, simple to use and sensitive to the environment, your family and your energy bill.

We are here to make life easier and more enjoyable for you.

## Owning a Kelvinator is a breeze

In addition to comfort and health features, our range of air conditioners will put you at ease with their excellent efficiency, low running costs, value for money, reliability and service.

### Quality you can trust

All Kelvinator products go through rigorous testing to ensure they meet the stringent quality standards of Australia.

### Take whatever the weather can dish out

Kelvinator air conditioners are built for the harsh Australian climate. Corrosion resistance on both the indoor and outdoor units ensures your air conditioner will last, whether you live on the coast or in the country.

### Premium warranty

Our split system air conditioners are fully backed by a 5 year\* manufacturer's warranty for domestic applications. Window/wall models feature a 2 year\* domestic warranty.

\*Refer to page 19 for specific warranty information.

### Top shelf service

Kelvinator air conditioners are backed by our Australia-wide Top Service after sales program, which includes delivery, home service and spare parts.

### Something for everyone

Whether you live on a cattle station in far north Queensland or an apartment in Bondi, there's a Kelvinator that's right for you, from reverse cycle split systems to window/wall air conditioners.

### Active carbon electrostatic filters

For cleaner, healthier air, carbon filters in our reverse cycle models eliminate noxious odours and neutralise harmful gases like ammonia. The electrostatic and dust filters trap small dust particles, smoke and pet fur.

### Help you sleep

Models with sleep mode allow you to achieve a perfect sleeping temperature. The air conditioner automatically regulates operations over 5 hour periods. It's also an energy efficient way to use the air conditioner.

### Turbo cool/heat

This feature allows you to quickly reach your ideal temperature so you can relax sooner.

# Choosing the right air conditioner

The right type of air conditioner is the one which best suits your needs. Our checklist will help you choose the one that's right for you.

## 1. Do you want to cool only or heat as well?

Many Australians simply want an air conditioner to stay cool in summer. But you can also stay warm in winter with a reverse cycle model. In fact, reverse cycle air conditioning is one of the most efficient forms of heating.

## 2. Do you prefer a split system or window/wall or air conditioner?

Window/wall models can be easy to DIY install\*, provide cost efficient cooling and heating and are great for smaller families or space restricted areas.

Split systems require professional installation and are quieter, more streamlined and can offer superior cooling, heating and filtration.

\* Excludes models that require hard wiring. Note: Electrical installation work must be performed in accordance with the national wiring standards by authorised personnel only.

## 3. What is the size of your room/area?

Window/wall models will suit small to medium-sized rooms, and split system models are available for any sized room.

Different types of air conditioners have maximum room area ratings. Refer to page 18 to carry out a sizing calculation.




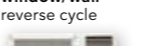
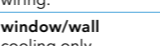
## 4. Is air purification important to you?

For cleaner, healthier air, BioFresh® hospital-grade filtration in our split system inverter models screen out viruses, bacteria, mould and allergens. Carbon filters in our fixed speed split models eliminate noxious odours and neutralise harmful gases like ammonia. The electrostatic and dust filters trap small dust particles, smoke and pet fur.

## 5. How important are running costs and energy efficiency to you?

Compare the energy star ratings for energy efficiency. Split system inverter models will cost up to 30% less to run compared to fixed speed units. Models with economy or sleep modes further reduce energy usage.



	1. cooling & heating		2. installation		3. room size			4. air treatment			5. efficiency	page no.
	cooling only	cooling and heating	minimal or self-installation	professional installation required^	small room	medium room	large room	viruses, bacteria & mould	fine dust, pollen, pet hairs and noxious odours	dust	economy or sleep modes	
<b>inverter split reverse cycle</b>  Separate indoor unit and outdoor unit. Requires professional installation.		✓		✓	✓	✓	✓	✓	✓	✓	✓	8-9
<b>conventional split reverse cycle</b>  Separate indoor unit and outdoor unit. Requires professional installation.		✓		✓	✓	✓	✓		✓	✓	✓	10-11
<b>conventional split cooling only</b>  Separate indoor unit and outdoor unit. Requires professional installation.	✓			✓	✓	✓	✓		✓	✓	✓	12-13
<b>window/wall reverse cycle</b>  Installed in a window or external wall, and may require additional wiring.		✓	✓	*	✓	✓				✓	✓**	14-15
<b>window/wall cooling only</b>  Installed in a window or external wall, and may require additional wiring.	✓		✓	*	✓	✓				✓	✓**	16-17

\* Some installations may require a dedicated electrical circuit.

\*\* Electronic models only.

^ By law, only a licensed Room Air Conditioner installer is allowed to install split system models. In accordance with the Electrolux warranty, Electrolux is not liable if the appliance is damaged by incomplete or improper installation.

# Sizing guide how to choose the right size model for your room

Once you have selected the type of air conditioner you want (see pages 4 & 5), follow the steps below to determine which model is the right size to cool/heat your room.

**Step 1. Measure the floor area**  
 What is the floor area of your room? \_\_\_\_\_m (length) x \_\_\_\_\_m (width) = \_\_\_\_\_m<sup>2</sup> **A**  m<sup>2</sup>

---

**Step 2. Is your room insulated?**  
 An insulated room will have less heat transfer and may require a smaller model **B**  Yes or No

---

**Step 3. Classify your major glass door or window direction**  
 Which direction do the major glass door/window areas in your room face? **C**  N/W or S/E  
 North or West = N/W, South or East = S/E

---

**Step 4. Measure the glass door/window area on the walls facing in the direction specified in (C)**  
 window or door area **1** \_\_\_\_\_m (length) x \_\_\_\_\_m (width) = \_\_\_\_\_m<sup>2</sup> **D**  m<sup>2</sup>  
 +  
 window or door area **2** \_\_\_\_\_m (length) x \_\_\_\_\_m (width) = \_\_\_\_\_m<sup>2</sup>  
 TOTAL of **1 + 2** above = **D**  m<sup>2</sup>  
Note: If you have no external facing glass windows or doors, D = 1

---

**Step 5. Determine your glass area ratio.**  
 Divide **A** by **D** to determine **E** (ie. A ÷ D = E) **E**

---

**Step 6. Classify your window size.**  
 If **E** is less than 8 your window area is Large  
 Otherwise your glass area is Small **F**  Large or Small

Select the columns in the table below which match your answers to steps 2, 3 and 6. Move down to the section representing your chosen type of air conditioner and then choose the model that corresponds to the floor area of your room. If your floor area is not specified, use the model with the next highest floor area.

	B Ceiling insulated	YES				NO			
		C Glass area facing		C Glass area facing		C Glass area facing		C Glass area facing	
		North or West	South or East	North or West	South or East	North or West	South or East	North or West	South or East
F Window size	model	Large	Small	Large	Small	Large	Small	Large	Small
		room size m <sup>2</sup>	room size m <sup>2</sup>	room size m <sup>2</sup>	room size m <sup>2</sup>	room size m <sup>2</sup>	room size m <sup>2</sup>	room size m <sup>2</sup>	room size m <sup>2</sup>
window/wall cooling only	KWH15CMB	10	12	11	14	9	10	10	11
	KWH20CMB	14	16	15	17	13	14	14	15
	KWH26CRB	16	18	17	20	15	16	16	17
	KWH39CRB	22	26	24	28	19	23	22	24
	KWH47CRB	25	29	27	31	22	26	24	27
	KWH53CRB	32	39	35	41	29	34	31	35
window/wall reverse cycle	KWH62CRB	39	46	42	49	35	37	35	42
	KWH20HRB	16	18	17	19	14	16	16	17
	KWH26HRB	16	18	17	20	15	16	16	17
	KWH39HRB	22	26	24	28	20	23	22	24
	KWH47HRB	25	29	27	31	22	26	24	27
	KWH53HRB	32	39	35	41	29	34	31	35
conventional split cooling only	KWH62HRB	39	46	42	49	35	37	35	42
	KSE26CRB	16	20	18	22	14	17	16	18
	KSE35CRB	20	22	20	24	16	19	17	20
	KSE70CRB	46	58	53	63	43	52	48	53
	KSE88CRB	61	68	63	72	54	62	60	65
conventional split reverse cycle	KSE88HRB	59	65	61	69	52	60	58	62
	KSE26HRB	16	20	18	22	14	17	16	18
	KSE35HRB	20	22	20	24	16	19	17	20
	KSE53HRB	31	38	34	41	26	33	30	34
	KSE62HRB	41	46	43	50	35	42	39	43
split system inverter	KSE70HRB	45	56	52	61	42	51	47	52
	KSV26HRB	16	20	18	22	14	17	16	18
	KSV35HRB	22	24	24	26	16	21	19	22
	KSV53HRB	30	37	33	40	26	32	29	33
	KSV62HRB	41	46	43	50	35	42	39	43
	KSV70HRB	46	52	48	56	40	47	44	48
	KSV80HRB	57	63	59	67	51	58	56	60

PLEASE NOTE: This is a guide only. Values in chart apply if air conditioners are used under average conditions and installed in accordance with manufacturer's instructions. If you are in any doubt you should perform a precise sizing calculation with a professional.

## Split system reverse cycle with *INVERTER*

Breathe easier in summer and winter with the superior control and precise comfort provided by Kelvinator split system reverse cycle with inverter. These top-of-the-range models offer you everything you could want in a split system air conditioner.

### Superior comfort and control

With DC inverter technology you'll enjoy greater comfort, control and energy efficiency. You'll also love the quietness of a split system inverter, and the ease of one-touch turbo cool/heat when you want to quickly boost the cooling or heating. You can also choose for the air to swing or stay fixed to optimise air distribution without air blowing directly on you.

### Peace of mind

BioFresh® hospital grade filtration is the ideal way to purify, sterilise and deodorise the air in your living areas. The active carbon / electrostatic filters eliminate odours and neutralise harmful gases as well as trapping microscopic allergens, small dust particles, smoke and pet fur.

### Easy to use

One-touch climate control is at your fingertips with a simple-to-use remote control. Other more advanced features such as timer programming functions, auto air swing and fan speed settings are provided if you need further control.

### Easy to clean

The contemporary clean face fascia not only looks good, it also minimises dust build-up on the front of the unit. Slim and compact, these models are unobtrusive and will suit any interior style.

### Outdoor units



KSV70HRB and KSV80HRB      KSV26HRB and KSV35HRB

Note: Sizes may vary according to model. Please refer to table on the right for dimensions.

## Split system reverse cycle with inverter features†



KSV26HRB, KSV35HRB, KSV53HRB, KSV62HRB

KSV70HRB, KSV80HRB

model specifications	KSV26HRB	KSV35HRB	KSV53HRB
nominal horsepower	1.0	1.5	2.0
capacity cool watts (Btu/h)	2600 (9000)	3500 (12000)	5200 (17700)
capacity heat watts (Btu/h)	2900 (9900)	3900 (13300)	6000 (20500)
current rating (Amps)	10	10	15 (hard wired)
dimensions indoor unit (w x h x d)mm	790 x 265 x 200	850 x 305 x 225	850 x 305 x 225
dimensions outdoor unit (w x h x d)mm	760 x 590 x 285	760 x 590 x 285	845 x 695 x 335
<b>performance</b>			
indoor sound pressure high/low (dBA)	39 / 30	41 / 30	43 / 35
outside sound power (dBA)	61	63	65
indoor air circulation max. (ltr/sec)	183	230	230
ambient temperature range (°C)	-15 to 50	-15 to 50	-15 to 50
moisture removal (ltr/hr)	1	1.2	1.8
star rating cool/heat	2.5 / 3	2.5 / 2.5	1.5 / 2
<b>key features</b>			
soft starter			
filtration	bio/HEPA, dust, carbon/electrostatic	bio/HEPA, dust, carbon/electrostatic	bio/HEPA, dust, carbon/electrostatic
anti-cold air function	✓	✓	✓
wireless remote control/type	LCD, back-lit	LCD, back-lit	LCD, back-lit
manual operation	✓	✓	✓
economy or sleep mode	✓	✓	✓
air swing auto/manual	U-D / L-R	U-D / L-R	U-D / L-R
timer/period	24 hours (clock)	24 hours (clock)	24 hours (clock)
climate control	✓	✓	✓
auto restart	✓	✓	✓
gold shield anti-corrosion treatment	✓	✓	✓
warranty (years)	5 (domestic)	5 (domestic)	5 (domestic)

model specifications	KSV62HRB	KSV70HRB	KSV80HRB
nominal horsepower	2.5	2.75	3.5
capacity cool watts (Btu/h)	6100 (20800)	7000 (23900)	7800 (26600)
capacity heat watts (Btu/h)	6300 (21500)	7200 (24600)	8000 (27300)
current rating (Amps)	15 (hard wired)	15 (hard wired)	20 (hard wired)
dimensions indoor unit (w x h x d)mm	998 x 322 x 235	1250 x 325 x 230	1250 x 325 x 230
dimensions outdoor unit (w x h x d)mm	895 x 860 x 330	895 x 860 x 330	895 x 860 x 330
<b>performance</b>			
indoor sound pressure high/low (dBA)	48 / 41	50 / 42	51 / 43
outside sound power (dBA)	66	67	68
indoor air circulation max. (ltr/sec)	319	322	344
ambient temperature range (°C)	-15 to 50	-15 to 50	-15 to 50
moisture removal (ltr/hr)	2.2	2.6	3.0
star rating cool/heat	1.5 / 2	1.5 / 2	1.5 / 1.5
<b>key features</b>			
soft starter	✓	✓	✓
filtration	bio/HEPA, dust, carbon/electrostatic	bio/HEPA, dust, carbon/electrostatic	bio/HEPA, dust, carbon/electrostatic
anti-cold air function	✓	✓	✓
wireless remote control/type	LCD, back-lit	LCD, back-lit	LCD, back-lit with luminescent keypad
manual operation	✓	✓	✓
economy mode	✓	✓	✓
air swing auto/manual	U-D / L-R	U-D / L-R	U-D / L-R
timer/period	24 hours (clock)	24 hours (clock)	24 hours (clock)
climate control	✓	✓	✓
auto restart	✓	✓	✓
gold shield anti-corrosion treatment	✓	✓	✓
warranty (years)	5 (domestic)	5 (domestic)	5 (domestic)

**Please note:** By law, only a licensed Room Air Conditioner installer is allowed to install split system models. In accordance with the Electrolux warranty, Electrolux is not liable if the appliance is damaged by incomplete or improper installation.

† Refer to product information details on page 19. For further information on our Kelvinator air conditioning range, or to obtain dimension and installation requirements please call 1300 363 640 or visit [www.kelvinator.com.au](http://www.kelvinator.com.au)

## Split system reverse cycle

Enjoy the easy-to-use convenience and comfort of a Kelvinator air conditioner with all the advantages of a split system.

### Value for money

Our reverse cycle models offer a cost-effective air conditioning solution by combining year round climate control with all the advantages of a split system.

### Model to suit your environment

A reverse cycle model keeps you refreshingly cool in the hot summer months and toasty warm in the winter.

### Breathe easy

Reverse cycle models feature active carbon/electrostatic filters for healthy living. The filters eliminate noxious odours and neutralise harmful gases like ammonia. The electrostatic and dust filters trap small dust particles, smoke and pet fur – great for allergy sufferers or asthmatics.

### Fingertip control

As well as climate control, other features include energy-efficient economy mode, an easy-to-read backlit display remote control, digital display on the indoor unit, dehumidifier and fan only mode.

### Outdoor units



KSE62HRB and KSE70HRB



KSE26HRB and KSE35HRB



KSE88HRB

Note: Sizes may vary according to model. Please refer to table on the right for dimensions.

## Split system reverse cycle features†



KSE26HRB, KSE35HRB, KSE53HRB, KSE62HRB, KSE70HRB

KSE88HRB

model specifications	KSE26HRB	KSE35HRB	KSE53HRB
nominal horsepower	1.0	1.5	2.0
capacity cool watts (Btu/h)	2700 (9200)	3600 (12400)	5300 (18100)
capacity heat watts (Btu/h)	2800 (9500)	3700 (12600)	5400 (18400)
current rating (Amps)	10	10	15 (hard wired)
dimensions indoor unit (w x h x d)mm	790 x 265 x 200	850 x 305 x 225	850 x 305 x 225
dimensions outdoor unit (w x h x d)mm	780 x 540 x 250	780 x 540 x 250	845 x 695 x 335
<b>performance</b>			
indoor sound pressure high/low (dBA)	39 / 29	42 / 32	45 / 35
outside sound power (dBA)	62	62	65
indoor air circulation max. (ltr/sec)	161	206	236
ambient temperature range (°C)	-7 to 43	-7 to 43	-7 to 43
moisture removal (ltr/hr)	1	1.2	1.8
star rating cool/heat	2 / 2.5	2 / 2.5	1.5 / 2
<b>key features</b>			
soft starter			
filtration	dust, carbon/electrostatic	dust, carbon/electrostatic	dust, carbon/electrostatic
anti-cold air function	✓	✓	✓
wireless remote control/type	LCD, back-lit with luminescent keypad	LCD, back-lit with luminescent keypad	LCD, back-lit with luminescent keypad
manual operation	✓	✓	✓
economy mode	✓	✓	✓
air swing auto/manual	U-D / L-R	U-D / L-R	U-D / L-R
timer/period	24 hours (countdown)	24 hours (countdown)	24 hours (countdown)
climate control	✓	✓	✓
auto restart	✓	✓	✓
blue shield anti-corrosion treatment	✓	✓	✓
warranty (years)	5 (domestic)	5 (domestic)	5 (domestic)

model specifications	KSE62HRB	KSE70HRB	KSE88HRB
nominal horsepower	2.5	2.75	3.5
capacity cool watts (Btu/h)	6300 (21500)	7000 (23900)	8500 (29000)
capacity heat watts (Btu/h)	7000 (23900)	7500 (25600)	8500 (29000)
current rating (Amps)	15 (hard wired)	20 (hard wired)	20 (hard wired)
dimensions indoor unit (w x h x d)mm	998 x 322 x 235	998 x 322 x 235	1250x325x230
dimensions outdoor unit (w x h x d)mm	895 x 860 x 330	895 x 860 x 330	990x965x355
<b>performance</b>			
indoor sound pressure high/low (dBA)	48 / 39	50 / 41	51 / 43
outside sound power (dBA)	66	69	60
indoor air circulation max. (ltr/sec)	321	322	333
ambient temperature range (°C)	-7 to 43	-7 to 43	-7 / 43
moisture removal (ltr/hr)	2.2	2.6	3.5
star rating cool/heat	1.5 / 2.5	1.5 / 2	1.5 / 1.5
<b>key features</b>			
soft starter	✓	✓	✓
filtration	dust, carbon/electrostatic	dust, carbon/electrostatic	dust, carbon/electrostatic
anti-cold air function	✓	✓	✓
wireless remote control/type	LCD, back-lit with luminescent keypad	LCD, back-lit with luminescent keypad	LCD, back-lit with luminescent keypad
manual operation	✓	✓	✓
economy mode	✓	✓	✓
air swing auto/manual	U-D / L-R	U-D / L-R	U-D / L-R
timer/period	24 hours (countdown)	24 hours (countdown)	24 hours (clock)
climate control	✓	✓	✓
auto restart	✓	✓	✓
blue shield anti-corrosion treatment	✓	✓	✓
warranty (years)	5 (domestic)	5 (domestic)	5 (domestic)

**Please note:** By law, only a licensed Room Air Conditioner installer is allowed to install split system models. In accordance with the Electrolux warranty, Electrolux is not liable if the appliance is damaged by incomplete or improper installation.

† Refer to product information details on page 19. For further information on our Kelvinator air conditioning range, or to obtain dimension and installation requirements please call 1300 363 640 or visit [www.kelvinator.com.au](http://www.kelvinator.com.au)

## Split system cooling only

Why pay for features you don't need?

### Value for money

Because you're not paying for features you don't need (like heating), a cooling only model is an economic way to get all the advantages of a split system, including performance, flexibility, quieter operation and slim looks.

### Model to suit your environment

Maybe you live in a year-round warm climate, like Australia's top-end, where heating is just not necessary. Or maybe you live in a cooler climate but already have alternative heating sources – such as central heating. Either way, you'll find a cooling only model makes very good sense.

### Breathe easy

Our conventional cooling only models feature active carbon/electrostatic filters for healthy living and easy breathing throughout the seasons.

The carbon/electrostatic filters eliminate noxious odours like ammonia and inactive harmful chemical gases such as formaldehyde. And the electrostatic and dust filters trap small dust particles, smoke and pet fur.

### Outdoor units



KSE70CRB

KSE26CRB and KSE35CRB

Note: Sizes may vary according to model. Please refer to table on the right for dimensions.



KSE88CRB

## Split system cooling only features†



KSE26CRB, KSE35CRB, KSE70CRB

KSE88CRB

model specifications	KSE26CRB	KSE35CRB	KSE70CRB	KSE88CRB
nominal horsepower	1.0	1.5	2.75	3.5
capacity cool watts (Btu/h)	2700 (9200)	3450 (12000)	7200 (24600)	8500 (29000)
current rating (Amps)	10	10	20 (hard wired)	20 (hard wired)
dimensions indoor unit (w x h x d)mm	790 x 265 x 200	850 x 305 x 225	998 x 322 x 235	1250 x 325 x 230
dimensions outdoor unit (w x h x d)mm	780 x 540 x 250	780 x 540 x 250	895 x 860 x 330	990 x 965 x 355
<b>performance</b>				
indoor sound pressure high/low (dBA)	39 / 29	42 / 32	50 / 41	51 / 43
outside sound power (dBA)	61	61	69	64
indoor air circulation max. (ltr/sec)	161	206	322	333
ambient temperature range (°C)	18 to 43	18 to 43	18 to 43	18 to 43
moisture removal (ltr/hr)	1	1.2	2.6	3.5
star rating cool	2.5	2.5	1.5	1.5
<b>key features</b>				
soft starter			✓	✓
filtration	dust, carbon/electrostatic	dust, carbon/electrostatic	dust, carbon/electrostatic	dust, carbon/electrostatic
wireless remote control/type	LCD, back-lit with luminescent keypad	LCD, back-lit with luminescent keypad	LCD, back-lit with luminescent keypad	LCD, back-lit with luminescent keypad
manual operation	✓	✓	✓	✓
economy mode	✓	✓	✓	✓
air swing auto/manual	U-D / L-R	U-D / L-R	U-D / L-R	U-D / L-R
timer/period	24 hours (countdown)	24 hours (countdown)	24 hours (countdown)	24 hours (countdown)
climate control	✓	✓	✓	✓
auto restart	✓	✓	✓	✓
blue shield anti-corrosion treatment	✓ (indoor unit only)	✓ (indoor unit only)	✓ (indoor unit only)	✓ (indoor unit only)
warranty (years)	5 (domestic)	5 (domestic)	5 (domestic)	5 (domestic)

**Please note:** By law, only a licensed Room Air Conditioner installer is allowed to install split system models. In accordance with the Electrolux warranty, Electrolux is not liable if the appliance is damaged by incomplete or improper installation.

† Refer to product information details on page 19. For further information on our Kelvinator air conditioning range, or to obtain dimension and installation requirements please call 1300 363 640 or visit [www.kelvinator.com.au](http://www.kelvinator.com.au)

## Window/wall reverse cycle

The affordable and reliable way to enjoy refreshing cool or cosy warm air.

### Be cool in no time at all

Ever popular, window/wall models give you the comfort of reverse cycle air conditioning without the need for expensive installation. In fact, some models are so relatively easy to install you could even do it yourself.

### Compact

The super compact design means that window/wall reverse cycle air conditioners are discreet and unobtrusive in your home. Because of their size, they're also perfect for cooling and heating smaller family homes and space-restricted areas.

### Control from the comfort of your armchair

Some models come with a remote control unit that lets you conveniently control all functions. Depending on which model you choose, other great features include auto air swing left-right to give a natural feel to air movement, dehumidifier, climate control, timer, sleep mode and a 3-speed fan for lower energy consumption and greater comfort.

### Fresh air delivery

The fresh air return provides additional ventilation to your room and can also assist in humidity control. The easy-to-service dust filter removes dust and other larger airborne particles for cleaner air.

At Kelvinator, we really do develop everything with your comfort and needs in mind.

## Window/wall reverse cycle features†



KWH20HRB, KWH26HRB, KWH39HRB

KWH47HRB, KWH53HRB, KWH62HRB

model specifications	KWH20HRB	KWH26HRB	KWH39HRB
nominal horsepower	0.75	1	1.5
capacity cool watts (Btu/h)	2200 (7500)	2700 (9200)	3900 (13400)
capacity heat watts (Btu/h)	1850 (6300)	2500 (8600)	3700 (12600)
current rating (Amps)	10	10	10
dimensions (w x h x d)mm	450 x 345 x 535	600 x 380 x 560	660 x 430 x 687
<b>performance</b>			
indoor sound pressure high/low (dBA)	51 / 45	51 / 45	52 / 46
outside sound power (dBA)	65	66	67
indoor air circulation max. (ltr/sec)	119	128	175
ambient temperature range (°C)	-7 to 43	-7 to 43	-7 to 43
moisture removal (ltr/hr)	0.8	1	1.3
star rating cool/heat	1.5 / 1.5	1.5 / 2	1.5 / 1.5
<b>key features</b>			
soft starter			
fresh air return/dust filter	✓ / ✓	✓ / ✓	✓ / ✓
anti-cold air function		✓	✓
wireless remote control/type	luminescent keypad	luminescent keypad	luminescent keypad
sleep mode		✓	✓
room temperature display		✓	✓
air swing auto/manual	- / U-D, L-R	L-R / U-D	L-R / U-D
timer/period		12 hours	12 hours
climate control		✓	✓
auto restart		✓	✓
blue shield anti-corrosion treatment	✓	✓	✓
warranty (years)	2 (domestic)	2 (domestic)	2 (domestic)

model specifications	KWH47HRB	KWH53HRB	KWH62HRB
nominal horsepower	1.75	2.0	2.5
capacity cool watts (Btu/h)	4700 (16000)	5300 (18000)	6000 (20500)
capacity heat watts (Btu/h)	4300 (14700)	4800 (16400)	5500 (18800)
current rating (Amps)	10	10	15
dimensions (w x h x d)mm	660 x 430 x 773	660 x 430 x 773	660 x 430 x 773
<b>performance</b>			
indoor sound pressure high/low (dBA)	55 / 50	57 / 53	58 / 53
outside sound power (dBA)	73	73	74
indoor air circulation max. (ltr/sec)	222	236	250
ambient temperature range (°C)	-7 to 43	-7 to 43	-7 to 43
moisture removal (ltr/hr)	1.8	2.0	2.5
star rating cool/heat	1.5 / 1.5	1.5 / 1.5	1.5 / 1.5
<b>key features</b>			
soft starter			✓
fresh air return/dust filter	✓ / ✓	✓ / ✓	✓ / ✓
anti-cold air function	✓	✓	✓
wireless remote control/type	luminescent keypad	luminescent keypad	luminescent keypad
sleep mode	✓	✓	✓
room temperature display	✓	✓	✓
air swing auto/manual	L-R / U-D	L-R / U-D	L-R / U-D
timer/period	24 hours	24 hours	24 hours
climate control	✓	✓	✓
auto restart	✓	✓	✓
blue shield anti-corrosion treatment	✓	✓	✓
warranty (years)	2 (domestic)	2 (domestic)	2 (domestic)

**Please note:** Electrical installation work must be performed in accordance with national wiring standards by authorised personnel only. In accordance with the Electrolux warranty, Electrolux is not liable if the appliance is damaged by incomplete or improper installation.

† Refer to product information details on page 19. For further information on our Kelvinator air conditioning range, or to obtain dimension and installation requirements please call 1300 363 640 or visit [www.kelvinator.com.au](http://www.kelvinator.com.au)



## Window/wall cooling only

One of the simplest and most cost effective ways to enjoy cool air.



### Simple, economic and reliable.

Because there are no separate indoor and outdoor units, it's easier to install a window/wall cooling only model. And because it's a Kelvinator, you know it is reliable and built to last.

### Compact

The super compact design means that window/wall cooling only air conditioners are discreet and unobtrusive in your home. They are also perfect for cooling smaller family homes and space-restricted areas.

### Control from the comfort of your armchair

Some models come with a remote control unit that lets you conveniently control all functions. Depending on which model you choose, other great features include auto air swing left-right to give a natural feel to air movement, auto restart, climate control, timer, sleep mode and a 3-speed fan for lower energy consumption and greater comfort.

### Fresh air delivery

The fresh air return provides additional ventilation to your room and can also assist in humidity control. The easy-to-service dust filter removes dust and other larger airborne particles for cleaner air.

At Kelvinator, we really do develop everything with your comfort and needs in mind.

### remote controller



KWH26CRB and KWH35CRB



KWH47CRB, KWH53CRB and KWH62CRB

## Window/wall cooling only features†



KWH15CMB



KWH26CRB, KWH39CRB



KWH47CRB, KWH53CRB, KWH62CRB

model specifications	KWH15CMB	KWH20CMB	KWH26CRB	KWH39CRB
nominal horsepower	0.5	0.75	1	1.5
capacity cool watts (Btu/h)	1650 (5600)	2200 (7500)	2650 (9000)	3500 (13300)
current rating (Amps)	10	10	10	10
dimensions (w x h x d)mm	450 x 345 x 535	450 x 345 x 535	600 x 380 x 560	660 x 430 x 687
<b>performance</b>				
indoor sound pressure high/low (dBA)	50 / 44	51 / 45	51 / 45	52 / 46
outside sound power (dBA)	62	65	66	67
air circulation max. (ltr/sec)	94	119	128	175
ambient temperature range (°C)	18 to 43	18 to 43	18 to 43	18 to 43
moisture removal (ltr/hr)	0.7	0.8	1	1.3
star rating cool	1.5	1.5	1.5	1.5
<b>key features</b>				
soft starter				
fresh air return/dust filter	✓ / ✓	✓ / ✓	✓ / ✓	✓ / ✓
wireless remote control/type			luminescent keypad	luminescent keypad
manual operation	✓	✓	✓	✓
sleep mode			✓	✓
room temperature display			✓	✓
air swing auto/manual	- / U-D, L-R	- / U-D, L-R	L-R / U-D	L-R / U-D
timer/period			12 hours	12 hours
climate control			✓	✓
auto restart	N/A	N/A	✓	✓
blue shield (hydrophillic) fin	✓ (evaporator only)	✓ (evaporator only)	✓ (evaporator only)	✓ (evaporator only)
warranty (years)	2 (domestic)	2 (domestic)	2 (domestic)	2 (domestic)

model specifications	KWH47CRB	KWH53CRB	KWH62CRB
nominal horsepower	1.75	2.0	2.5
capacity cool watts (Btu/h)	4700 (16000)	5300 (18000)	6000 (20500)
current rating (Amps)	10	10	15
dimensions (w x h x d)mm	660 x 430 x 773	660 x 430 x 773	660 x 430 x 773
<b>performance</b>			
indoor sound pressure high/low (dBA)	55 / 50	57 / 53	58 / 53
outside sound power (dBA)	73	73	74
air circulation max. (ltr/sec)	222	236	250
ambient temperature range (°C)	18 to 43	18 to 43	18 to 43
moisture removal (ltr/hr)	1.8	2.0	2.5
star rating cool	1.5	1.5	1.5
<b>key features</b>			
soft starter			✓
fresh air return/dust filter	✓ / ✓	✓ / ✓	✓ / ✓
wireless remote control/type	luminescent keypad	luminescent keypad	luminescent keypad
sleep mode	✓	✓	✓
room temperature display	✓	✓	✓
air swing auto/manual	L-R / U-D	L-R / U-D	L-R / U-D
manual operation	✓	✓	✓
timer/period	24 hours	24 hours	24 hours
climate control	✓	✓	✓
auto restart	✓	✓	✓
blue shield (hydrophillic) fin	✓	✓	✓
warranty (years)	2 (domestic)	2 (domestic)	2 (domestic)

**Please note:** Electrical installation work must be performed in accordance with national wiring standards by authorised personnel only. In accordance with the Electrolux warranty, Electrolux is not liable if the appliance is damaged by incomplete or improper installation.

† Refer to product information details on page 19. For further information on our Kelvinator air conditioning range, or to obtain dimension and installation requirements please call 1300 363 640 or visit [www.kelvinator.com.au](http://www.kelvinator.com.au)

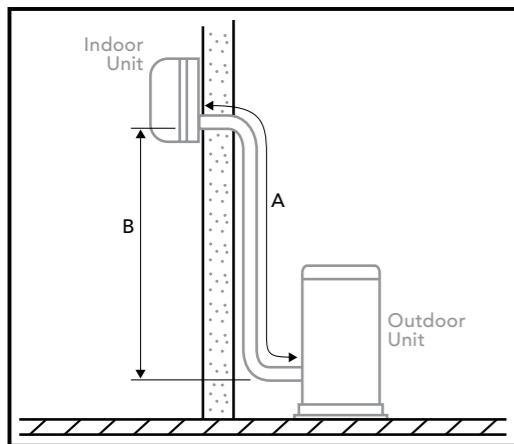
## Piping length and elevation

Model	Gas pipe size	Liquid pipe size	Maximum piping length A	100% capacity length	Maximum elevation B	100% capacity elevation
KSE26CRB, KSE26HRB, KSV26HRB	9.53mm (3/8")	6.35mm (1/4")	20 metres	5 metres	8 metres	5 metres
KSE35CRB, KSE35HRB, KSV35HRB	12.7mm (1/2")	6.35mm (1/4")	20 metres	5 metres	8 metres	5 metres
KSE53HRB, KSV53HRB	12.7mm (1/2")	6.35mm (1/4")	25 metres	5 metres	10 metres	5 metres
KSE62HRB, KSV62HRB	16mm (5/8")	9.53mm (3/8")	25 metres	5 metres	10 metres	5 metres
KSE70CRB, KSE70HRB,	16mm (5/8")	9.53mm (3/8")	25 metres	5 metres	10 metres	5 metres
KSV70HRB, KSV80HRB	16mm (5/8")	9.53mm (3/8")	25 metres	5 metres	10 metres	5 metres
KSE88CRB, KSE88HRB	19mm (3/4")	9.53mm (3/8")	25 metres	5 metres	10 metres	5 metres

## Installation requirements

Installation of air conditioners must be performed in accordance with all applicable Standard(s), Code(s), Regulation(s), Act(s) and local Service Rule(s). By law, only a licensed Room Air Conditioner installer is allowed to install split system models. In accordance with the Kelvinator warranty, Kelvinator is not liable if the appliance is damaged by incomplete or improper installation.

Outdoor unit must be accessible for service. If the outdoor unit is located greater than 2m above ground, additional service charges may apply.



## Electrolux top service

Electrolux Top Service encompasses our after sales service including Delivery, Home Service and Spare Parts for Kelvinator air conditioners.



### Delivery

The purchase of a new appliance is an exciting experience. Kelvinator customers can, for an additional charge, choose to have their new appliance delivered by our experienced staff. Delivery is available in Adelaide, Brisbane, Melbourne, Perth and Sydney. Delivery may not be available in some rural locations.

### Home service

Home Service is provided for repairs to appliances by trained technicians. For repairs to appliances that are outside the manufacturer's warranty period and not required as a result of a manufacturing defect, a service fee is payable. Home Service is available Australia-wide on all models.



### Spare parts

Home Service and Spare Parts can be contacted by phoning 13 13 49 for Service and 13 13 50 for Spare Parts (for the cost of a local call) or visit our website at [www.electrolux.com.au](http://www.electrolux.com.au)

### Warranty

Electrolux Home Products warrants that the Kelvinator models featured in this brochure are free from defects in materials and workmanship for periods listed in the table below:

model type	domestic	commercial
split system	2 + 3 years extended*	3 months
window/wall	2 years	3 months

\* Split system models are warranted for 2 years with the extension of an additional 3 years if evidence is provided that the unit was installed by a licensed Room Air Conditioner installer.



### \*product information

The descriptors and illustrations in this publication apply to the specific products and models described as at the date of issue. Under our policy of continuous product development, product specifications may change without notice. Prospective purchasers should therefore check with their retailer to ensure this publication correctly describes the products that are being offered for sale. All information supplied is to be used for general reference purposes only and is on the understanding that Electrolux Home Products Pty Ltd will not be liable for any loss, liability or damage of whatever kind arising as a result of reliance on such information. Colours of products illustrated are as close as printing limitations allow. BioFresh® is a registered trademark of Electrolux Home Products Pty Ltd.

**Electrolux Home Products Australia**

telephone: 1300 363 640

fax: 1800 350 067


email: [customercare@electrolux.com.au](mailto:customercare@electrolux.com.au)

web: [www.kelvinator.com.au](http://www.kelvinator.com.au)

**Kelvinator. We are part of the Electrolux family.  
Share more of our thinking at [www.electrolux.com.au](http://www.electrolux.com.au)**



© Copyright 2010 Electrolux Home Products Pty Ltd  
KAIR\_Jun10

 Printed on Monza Gloss Recycled Art stock containing  
55% recycled material & 45% from sustainable forests.