

Rinnai

GAS CLOTHES DRYERS



ENVIRONMENTALLY FRIENDLY

RINNAI DRY-SOFT® DRYERS COMBINE LARGE 4KG OR 6KG CAPACITIES WITH THE EFFICIENT HEATING POWER OF GAS, AND PRODUCE ONLY ONE QUARTER OF THE GREENHOUSE EMISSIONS OF CONVENTIONAL ELECTRIC DRYERS¹. THEY ARE ALSO UP TO 70% MORE POWERFUL THAN MOST ELECTRIC CLOTHES DRYERS REDUCING CYCLE TIMES². IN ADDITION, BY USING GAS AS THE HEAT SOURCE RATHER THAN ELECTRICITY, RUNNING COST SAVINGS OF UP TO 60% ARE ALSO POSSIBLE³ (see back page for reference details).



BENCH OR WALL MOUNTING

Rinnai Dry-Soft dryers are suitable for bench or wall mounting. For wall mounting a Rinnai wall bracket must be used (sold separately).

Description	Order Code
Dry-Soft 4 Bracket	DS4BKT
Dry-Soft 6 Bracket	DS6BKT



applianceonline
.com.au
Australia's largest online appliance retailer

SUPERIOR PERFORMANCE

In addition to all the great environmental, time and running cost savings of the new Dry-Soft, the quality of the dryness and softness of the clothes is also far superior. Gas heated air combined with inbuilt sensors ensures that clothes don't over-dry. This eliminates the build-up of static electricity and ensures that the clothes are not only soft, but reduces the majority of wrinkles and ultimately the amount of ironing required (if any).

Easy-to-use electronic controls feature 5 individual Drying Programs and a Timer with an Auto-Stop function which senses the moisture content and automatically stops the cycle when the clothes are dry. This eliminates any over-drying and further saves on the running costs.

Quick Drying

Due to the efficient heating power of gas, drying times are greatly reduced.

Delicate & Extra Soft Programs

In these programs the Dry-Soft gently dries at lower temperatures. The unit will stop the drum rotation and blow cool air so that clothes are extra soft, and reduce wrinkles from forming.

Timer with Auto-Stop Feature

This can be set from 5 to 60 minutes on the Dry-Soft 4 and up to 80 minutes on the Dry-Soft 6. Inbuilt humidity sensors will override the timer and automatically switch off the dryer when the clothes are sufficiently dry, increasing efficiency and avoiding over drying, to protect your clothes.

Exhaust Duct

No moist air, lint or dust is discharged into the room, thereby avoiding mould and a possible safety risk. The exhaust duct also means the unit is considerably quieter than conventional electric dryers.

Reversible Front Door

The front door can be mounted on the left or right side to suit your location needs.



Electronic Control Panel



Air Inlet Filter

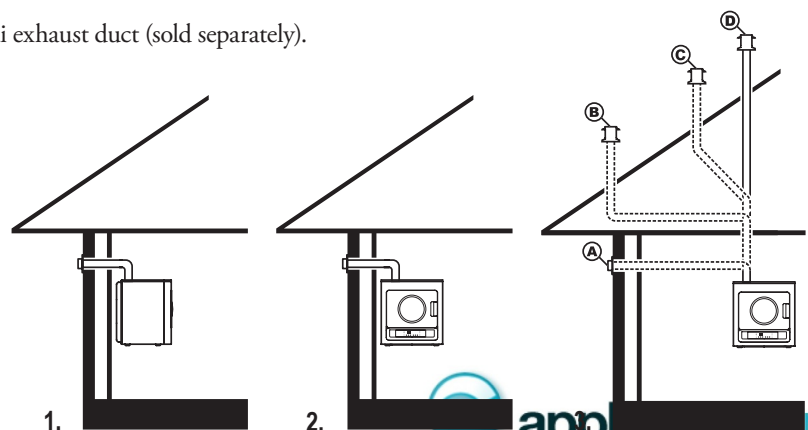


Lint Filter

EXHAUST DUCT OPTIONS

All Dry-Soft Models must be installed with a Rinnai exhaust duct (sold separately).

	Description	Order Code
1 & 2	Horizontal Exhaust Duct	DSHKIT
3A	Horizontal Exhaust Duct Duct Pipe 1000mm#	DSHKIT DSFPIPE1000
3B	Vertical Exhaust Duct Duct Pipe 1000mm# 2 Sets of Bends (2 x 45°)	DSVKIT DSFPIPE1000 DSFBEND
3C	Vertical Exhaust Duct Duct Pipe 1000mm# Bend (2 x 45°)	DSVKIT DSFPIPE1000 DSFBEND
3D	Vertical Exhaust Duct Duct Pipe 1000mm#	DSVKIT DSFPIPE1000





RINNAI AUSTRALIA PTY. LTD.

10-11 Walker Street Braeside VIC 3195

ABN 74 005 138 769

		telephone	facsimile
Technical HelpLine & Spare Parts	National (Mon-Fri 8.00am to 6.00pm EST)	1300 366 388	1300 300 141
Product Sales & Service	National	1300 555 545	1300 555 655
Brochure Request Line	National (Mon-Sun)	13 14 19	
Showrooms	Sydney (Mon-Fri)	62 Elizabeth Street Wetherill Park NSW 2164	
	Melbourne (Mon-Fri)	10 - 11 Walker Street Braeside VIC 3195	
	Adelaide (Mon-Fri)	40 - 42 Tikalara Street Regency Park SA 5010	
	Perth (Mon-Sun)	Home Base Expo 55 Salvado Road Subiaco WA 6008	

GAS CLOTHES DRYER SPECIFICATIONS

Model		
Product Code Nominate N or L after code for Natural Gas or LPG model.	DRYSOFT4	DRYSOFT6
Standard Drying Capacity [†]	4 kg	6 kg
Height x Width x Depth	586 x 550 x 490 mm	661 x 650 x 530 mm
Weight	27 kg	32.4 kg
Drum Size	65 L	98 L
Standard Drying Time [†]	60 minutes	60 minutes
Clean Lint Filter Reminder LED	✓	✓
Noise Level	49 dB(A)	49 dB(A)
Electrical Supply	AC 220-240V (50/60 Hz)	AC 220-240V (50/60 Hz)
Power Cord Length	1.5 metres	1.5 metres
Gas Consumption: Min	5.0 MJ/h	6.5 MJ/h
Gas Consumption: Max	13.0 MJ/h	16.5 MJ/h
Gas Connection	300 mm flexible hose with 1/2" BSP (compression)	
Warranty	2 Years Parts & Labour. In accordance with warranty terms & conditions supplied with the appliance.	

[†]Standard Drying Capacity and Drying Time is based on garments that have been through a washing machine spin cycle (Cotton:Synthetics = 50:50)

References from Page 2.

¹ Based on independent laboratory testing. Assumes CO₂ coefficients 1.381 kg/kWh electricity and 0.055 kg/MJ gas, as published on the Sustainability Victoria government website. Assumes an electrical energy consumption of 5.13 kWh per usage cycle for an electric auto-sensing dryer of 6 kg capacity.

² When compared to an electric dryer with a heat output of 2.4kW.

³ Assumes an gas tariff of 1.10682 c/MJ and electricity tariff of 14.267 c/kWh. Actual savings will vary depending on the gas and electricity tariffs in the house holders area.

Please note: 240V power is required on all models. A power cord and plug is fitted. If hardwiring is required, consult a licensed electrician.

Dimensions are subject to production tolerances and may vary slightly from those given.

Rinnai Australia Pty. Ltd. reserves the right to make modifications and change specifications without notice.

Phone 13 14 19 for a free brochure on the products listed below.

- Continuous Flow Hot Water
- Electric Hot Water
- Solar Hot Water
- Flame Fires & Gas Heating
- Commercial Hot Water
- Outdoor Entertaining

Alternatively visit our website: www.rinnai.com.au or e-mail: enquiry@rinnai.com.au

46/07_MAR