

Laundry Solutions



www.bosch-home.com.au




BOSCH
Invented for life

“All tasks are important, even the most modest.”

Without the trust of our customers and suppliers, our company anniversary would never have been possible. And over the next 125 years, we will do everything we can to maintain and strengthen this trust. In emphasising trust, we see ourselves continuing a tradition that is reflected in a remarkable saying by Robert Bosch: “I would rather lose money than trust.” The quality of our products and the integrity of our promises continue to be more important to us than transitory advantage or profit. In the industries in which we do business, longterm partnerships are the only conceivable form of good business relations. And it is only by taking such a long-term perspective that we can continually venture into new areas in the future, making considerable upfront investments in research and development. Bosch will remain an innovative company, in the interest of and in collaboration with its customers and suppliers. More than ever, our innovations are guided by the strategic principle “Invented for life.” We develop solutions not only to enhance quality of life and improve safety, but also to protect the environment and conserve resources. The environment, more than any other area, presents the task of a lifetime

– a task in which industry must also play its part. At the same time, it is an area that offers considerable business opportunities. There will be many more tasks and opportunities awaiting us in the next 125 years – things for the most part which we will only be able to tackle in collaboration with our business partners. We will continue to base this collaboration on trust.

As we celebrate our double anniversary, it is especially important to stress that history can only be as good as the way it is perceived and carried forward. That is why Bosch sees itself as a company that takes strength from its past in order to meet the challenges of its future, as well as to secure its chances for a strong and meaningful development.



125 Years Bosch
1886–2011

A wise economist once said:

“I’d rather lose money than trust.”

A brilliant thinker was convinced:

“Success isn’t a matter of perception. It’s a matter of character.”

An industrialist believed:

“All tasks are important, even the most modest.”

A philosopher knew:

“Where many people come together, cooperation is a must and each individual depends on the other.”

A visionary determined:

“If you aim for success, you will have to share responsibilities.”

An engineer said:

“No one should ever be satisfied with what he has achieved, but always endeavor to get better.”

All these words come from Robert Bosch and are still being lived by all Bosch employees who carry on his spirit. This spirit is also imbedded in all Bosch products, which are designed to help make your life easier day after day.

Technologies that not only improve our life today, but tomorrow as well.

Bosch supports the use of green technology and the efficient use of resources. This guiding principle underpins all our work in all sectors, from environment-sensitive production methods to researching new, energy-efficient technologies.

Responsibility

Bosch has always taken its responsibility towards man and nature seriously. This creates an obligation and incentive to develop resource-efficient household appliances. 'Green Technology' can create the potential to not only improve the future but also our quality of life today. Our appliances are manufactured with respect and sensitivity to the environment and designed to operate more efficiently than our previous models.

Preservation

As a leading industrial company, we are conscious of our responsibility towards society and future generations. We act in harmony with our environment with the aim of preserving values like trust and integrity, promoting health and treating the environment and natural resources with due care. In 2008, we were awarded the German Sustainability Award in acknowledgement of this commitment.

Efficiency

We deploy ground-breaking technological innovations to develop some of the most economical and resource-efficient household appliances in the world. Our ActiveWater Plus dishwashers, for instance, considerably reduce both water and electricity consumption in comparison to our previous models, while ActiveAir Technology, found in the EcoLogixx® 7, dries laundry so efficiently, it consumes up to 55% less energy than our previous models. Likewise, our fridges, offer up to 2.5 Star energy efficiency, rating them amongst the most efficient in their class. And these are no exceptions – approximately 40% of the patents we file are for products designed with the aim of minimizing their impact on the environment.


Transparency

Our actions are driven by integrity. Our trusting relationship with customers, employees and suppliers is built on honesty and openness. This also includes a policy devoted to information transparency: we provide clear, understandable information and facts to assist in decision-making. The 'Green Technology' signet, for example, draws attention to the particular 'Green Technology' used in our individual products, specifies the relevant savings, special efficiency of operation and manufacturing process.



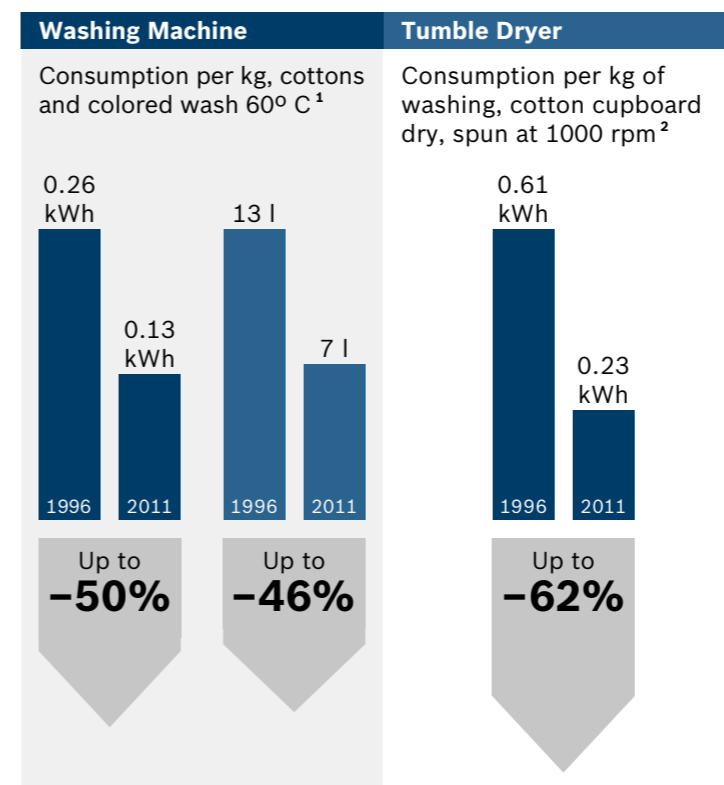
Green Technology Inside

This signet denotes products that focus on energy and water efficiency while achieving top performance based on Bosch technologies – and, like all Bosch products, have been manufactured with the aim of minimizing their impact on the environment. The signet stands for the resource-efficiency of our products – quite simply, for their 'Green Technology'.



Enter a new era in energy-saving and water-saving.

Improvements in energy and water consumption over the past 15 years with the super-efficient Bosch home appliances.



Percentages expressed in the above diagram apply to appliances sold in Europe. Source: BSH Bosch und Siemens Hausgeräte GmbH

¹ Comparison between the consumption values as determined based on the standard program cottons and colored wash 60°C at full load for the Bosch washing machine WAS28743 from 2011 and the similarly determined consumption values for a comparable Bosch appliance in 1996.

² Comparison between the consumption values as determined based on the standard program cotton cupboard dry for the Bosch tumble dryer WTW86562 from 2011 and the similarly determined consumption values for a comparable Bosch appliance in 1996.

Bosch – the number one washing machine brand in Europe!*

Bosch Europe's No 1* brand of washing machines, is committed to implement the guiding principle of the company's founder, Robert Bosch, which was "Rather lose money than trust." Outstanding engineering, in accordance with a responsible, value-oriented approach, assure that Bosch appliances satisfy the highest customer standards. For they are characterised by work-saving innovations, advanced technology, excellent work-manship and exemplary design.



Bosch quality

Bosch has been surveyed to be one of the most reliable brands of washing machines by a leading independent consumer organisation in Australia.

Every Bosch washer to leave our factory complies with stringent standards. All sub-assemblies and components undergo thorough inspection before they are included in the production of your new Bosch washing machine. To demonstrate our commitment to quality, a further 2-3% of all production is resubmitted for quality audits. We stand proud by all our products when they leave the factory so you have the confidence you have come to rely on when your appliance arrives. We back this up with a 2-year national warranty and an extensive after-sales service network throughout Australia.

Bosch innovative milestones

- 1971** Washing machine with automatic interval feature
- 1972** Fully-automatic washer/dryer
- 1986** Aqua-stop system for washing machines
- 1988** Front load washing machine with water cascade system
- 1993** Front load washing machine with fuzzy control
- 1997** Aqua-sensor system for washing machines
- 2001** Washing machine dialogue display
- 2003** Washing machines with stain treatment table
- 2004** Washing machines with inclined drum and capacity of up to 9 kg
- 2005** Extremely quiet dryer, with protective drum structure
- 2006** Washing machine with 15-minute program
New, German-manufactured front load washing machine with automatic anti-stain feature and 1 to 8 kg VarioSoft® drum, washing and impregnation in a single process, 5 kg load in 60 min. (PowerWash)
New ducted air dryer with 1 to 7 kg load, glass doors and SoftDry drum
- 2007** Logixx 10: 1 to 10 kg washer and 1 to 10 kg ducted air dryer
- 2008** World's most energy-saving dryer through heat pump technology
- 2009** EcoSilence Drive® motor with 5 Star WELS water rating and 4 Star energy rating VarioPerfect® washing logic
EcoLogixx® Heat pump dryer with 6 Star energy rating
- 2010** New washer/dryer generation D21 (Europe 04/2010). First and only washer/dryer in the world that dries without water
First washing machine with intelligent automatic dosing system (i-DOS). Liquid detergent is perfectly dosed automatically



Washing solutions

Logixx

Premium laundry with exceptional cutting-edge features. Like our 8 kg WAS32742AU washing machine with the revolutionary EcoSilence Drive® motor and AntiVibration Design® plus the new VarioPerfect® wash system.



Avantixx

Lifestyle model with a broad range of extra features and benefits. Offering a generous 7.5 kg capacity with easy-to-use LED display. The Avantixx model features a 4.5 Star WELS water rating and 4 Star energy rating.



Maxx

Added-value model offering a range of features designed for today's busy lifestyle. The Maxx range offers a 7 kg washing capacity, simplified LED display and numerous wash programs, complete with 4 Star WELS water rating and 4 Star energy rating.



Classixx

Practical models offering Bosch build quality and reliability. The Classixx range feature 6.5 kg washing capacity plus the powerful combination of 4.5 Star WELS water rating and 4 Star energy rating.



Perfection just got better

Bosch Logixx 8 VarioPerfect® boasts the very latest technology, letting you decide whether you need your laundry done faster or more economically. Just as you would expect from Europe's No. 1* washing machine manufacturer.



EcoPerfect®
The new VarioPerfect® system gives you a EcoPerfect® option for saving energy with a washing performance comparable to that of the standard program.



SpeedPerfect®
The new VarioPerfect® system gives you a VarioSpeed™ option, which reduces program times – perfect for when speed is of the essence.



Outstanding performance
The EcoSilence Drive® is an advanced motor offering maximum efficiency, economy, durability, performance and exceptionally quiet operation.



AntiVibration Design®
In addition to the new EcoSilence Drive®, we have also redesigned the structure of the washing machines. Our new AntiVibration Design® increases stability of the housing and reduces vibrations.



VarioSoft® Drum
The revolutionary drum design with its droplet-shaped surface, small holes and asymmetrical paddles, adds a whole new dimension in care quality. Both droplets on the drum surface and asymmetrical paddles feature a flat and steep side for complete garment care.



Automatic Stain removal
Bosch has taken a revolutionary approach to stain removal with 16 wash options to target stubborn stains.

*Source: GfK, Value, Full Year 2010. Overseas model shown for illustration purposes only.

Features vary depending on models.

Design



Improve your washing results with the new glass porthole design

Our Bosch engineers didn't stop at designing a new drum for the Logixx 8; they also developed a completely new shape for the porthole with the aim to improve the wash process and achieve the best possible washing results.

- **Unique glass door:** the inner side of the glass is now asymmetrically shaped instead of rounded.
- **The new design encourages continual movement:** Regardless of the direction, each time the drum rotates, laundry is gently returned to the centre of the drum. This ensures the entire load is washed simultaneously and delivers cleaner, more efficient results.














Simple operation and intelligent communication

The Logixx 8 boasts the very latest technology and includes a simple-to-use LC Display panel with TouchControl buttons for various functions.

- For every program selected, the dialogue display suggests the best temperature-to-spin speed ratio. This ratio may be changed individually according to wash instructions or personal requirements.
- Using the convenient TouchControl buttons, the program may be individually adjusted or additional options such as easy-iron, additional water, pre-wash and in the case of the auto stain function, the appropriate stain treatment can be selected.

Wash programs

Stains happen. Our washing machines are equipped to deal with this fact. They have the perfect program for all types of textiles. Be it your new jeans, woollen garments, or favourite party dress, Bosch offers a number of special programs to provide the ultimate in garment care and convenience.

Feature	Description
 Express 15 / SuperQuick	Bosch has created a short wash program of approximately 15 minutes for up to 2 kg of lightly soiled washing. Packing in a wash, two rinse cycles and improved rinse spinning, this is one of the shortest complete wash programs in the market.
 PowerWash 60	The PowerWash 60 program for medium soiled loads of up to 5 kg and provides excellent wash results in just 60 minutes.
 Skin Care / Sensitive	This program reduces exposure to allergens that irritate sensitive skin by prolonging the maximum wash temperature, increasing the water level and adding an extra rinse to the wash cycle.
 Wool Program	The wool program is tailored to give the optimum treatment of wool garments. It offers a gentle wash action at a optimum temperature of 30°C. The gentle spin at the end of the cycle is short yet effective, extracting water gently from the woollen garments allowing them to retain their shape.
 Delicate/Silk Program	A wash program suitable for silks, delicate viscose and synthetic items. The standard wash temperature is preselected at 30°C and depending on the fabric wash instructions, may be increased to 40°C or reduced to a cold wash to provide an accurate temperature controlled washing environment.
 Reload Function	Reload Function allows you to add additional items of laundry after the program has started only if it is within safe water and temperature levels.
 Memory Programs	The WAS32742AU washer features 2 memory programs. These programs allow you to save and retrieve a wash program where individual temperature and spin speeds have been selected.
 SportsWear	The SportsWear wash program is designed specifically for functional and sports fabrics with micro-fibre technology, like those used for the gym, cycling or jogging. The program offers two rinse cycles with a gentle washing action for greater protection of fabric during the wash cycle.
 Dark Load	Dark clothes, particularly jeans, often need special treatment. The Dark Load program features low water temperatures, which provide better wash results for dark garments. The gentle washing action helps protect fibres against bleeding and keeps dark clothes looking new. During the spin intervals, a small amount of residual moisture in the fabric prevents the laundry from creasing, which helps reduce ironing time.
 Mixed Load	A program designed to wash mixed fabrics of up to 3 kg in less than 60 minutes. It is ideal for garments that need to be washed urgently, without the need to wait for a full load.
 Prewash	For especially dirty clothes, a prewash will loosen dirt and remove it from the clothes prior to the main wash.
 Eco	For even greater efficiency, Bosch has developed a program for the resource-savvy. On selected models, the Eco Wash program offers an initial 60 minute wash cycle before the first rinse. Ideal for light-to-medium soiled garments, the longer wash reduces resource consumption, while still providing impressive wash results.
 Easy Iron	The laundry is tumbled gently periodically during the normal program spin cycle, and then at the end of the spin phase, keeping laundry fluffy and tangle-free. The result is reduced creasing and easy ironing.

Performance



EcoSilence Drive®

Developed by Bosch, this revolutionary brushless motor is quieter, faster, more energy efficient, enduring and powerful than all others before it.

Our patented solution: in contrast to conventional brushless motors, it uses a permanent magnet with the latest drive electronics. This advanced technology is also used for powerful machines, like wind turbines, where maximum power and minimum energy loss are demanded.

VarioPerfect®.

The ultimate in convenience.

Bosch VarioPerfect® washing machines let you decide whether you need your laundry quickly or more economically, giving you ultimate control over your time and money.

When speed is of the essence, Bosch provides the flexibility to save time by using the SpeedPerfect® option. When thinking green and wanting to save on energy consumption, you can choose EcoPerfect®. Both options can be selected with most wash programs. The machine then automatically adjusts the wash process for perfect washing results, every time.

(Excludes Wool and SuperQuick 15 cycles.)

Save time with SpeedPerfect®.

Let's say you've been busy, you haven't had time to do the laundry for a while, and several loads have piled up. Or you're simply in a hurry to get it finished. Just press the SpeedPerfect® option button along with your selected wash program, and the program time will be reduced automatically by up to 60%*. You will still get outstandingly clean results for loads of up to 5 kg, but in much less time.

*Compared to Cottons 40°C standard program.

Save energy with EcoPerfect®.

On the other hand, if you're not in a hurry to get the washing done and you want to save electricity, simply select your wash program, and press the EcoPerfect® option button. The machine automatically adjusts the wash cycle and lowers the water temperature to wash up to 8 kg of laundry while using even less energy.

You will still get perfectly clean laundry, and save as much as 25%* energy in the process. That's great news for the environment.

*Compared to Cottons 40°C standard program.

Bosch has taken a revolutionary approach to stain removal with a wash program that targets and removes stubborn stains.

Getting rid of awkward stains with the AutoStain Removal System (ASR) is simplicity in itself. You don't need to use any pre-wash treatments, stain removers or aggressive chemicals; just load the clothes, choose the appropriate setting and the machine does the rest. The 16 programs deal with:

1. Baby Food
2. Blood
3. Butter/Edible Oil
4. Egg
5. Soil and Sand
6. Grass
7. Coffee
8. Cosmetics
9. Red Wine Stain
10. Chocolate
11. Soiled socks
12. Sweat
13. Tea
14. Tomato
15. Orange
16. Strawberry

How it works:

The washing machine automatically adapts the wash temperature, drum rotation and soaking times specifically to target the stain type – e.g. blood stains are first soaked in cold water before the selected wash program begins.

A mathematical genius with automatic load detection

To achieve the ultimate in washing performance using as little energy and water, the Logixx 8 features automatic load detection with recommended detergent dosage and automatic load adjustment.

- Simply load the drum and set the wash program. The sensors detect and weigh the actual load in the drum, which is indicated on the display panel. Simultaneously, the sensor calculates and displays the correct amount of detergent required to complete the wash cycle.
- During each wash program, the automatic load-adjustment function only uses the exact amount of water and energy required to complete the cycle – no more. Example: a 2 kg load will only use the electricity and water required to complete a 2 kg wash cycle.

Performance



The most intensive wash happens drop by drop: The VarioSoft® drum.

Innovative drum design for faster, gentler results. Groundbreaking Bosch innovation: The revolutionary drum design with its droplet-shaped surface, small holes and asymmetrical paddles, adds a whole new dimension in care quality. Each wash program is instinctively engineered to perfection and automatically adjusts temperature and water measure for the ultimate performance in laundry care.



Optimised wash cycle with the unique VarioSoft® drum system:

Both droplets on the drum surface and the asymmetrical paddles feature a flat and steep side. Drum rotations over the steep side ensure an intensive wash action in normal programs while the flat side wash action is softer and gentler on care programs. With up to 8 kg capacity, the spacious drum protects laundry and reduces creasing.

Safety



AquaStop™ anti-flood protection

Patented by Bosch in 1986, AquaStop™ is the premier anti-flood safety system. In the rare event of a malfunction of the inlet hose or internal hoses of the appliance, the device activates and cuts off water supply at the tap connection, which prevents flooding.



AquaSecure™ anti-flood protection

For added safety on top of multi-safe protection, selected Bosch washing machines feature AquaSecure™ anti-flood protection. This device protects against the risk of a flood in the unlikely event that the inlet hose malfunctions. The water flow is stopped at the tap connection by a mechanical valve.

Multi-safe protection

All Bosch washing machines are designed with safety in mind. From the high-pressure hose and durable seals right through to the electronic time-out of the inlet valve if no water is detected.

Pump protector

Allows easy access to the drain pump from the front of the machine where forgotten items left in pockets are collected. This minimizes damage to the pump.

Convenience

User friendly control

The new range of Bosch washing machines feature electronic touch-control technology combined with an easy-to-use program dial. With extensive use of displays, settings on your Bosch front-loader can be selected or modified at the touch of a button.

Electronic control

The electronic control in Bosch washing machines ensure the correct water level, temperature and times are maintained throughout all aspects of the wash to deliver brilliant results.



Time delay start and time remain display

Combined with the Time delay function is a Time remain display. Bosch washing machines not only save energy and water, but also let you plan your loads to save time.


Audible end-of-cycle signal

On selected models, an audible end-of-cycle signal sounds when the program cycle has finished.

Simple operation and intelligent communication

– For every program selected, the dialogue display suggests the best temperature-to-spin speed ratio. This ratio may be changed individually according to wash instructions or personal requirements.

– Using the convenient TouchControl buttons, the program may be individually adjusted with additional options such as Easy Iron or Rinse Plus.



Self-cleaning detergent drawer

The detergent dispenser is automatically cleaned with a vigorous wash action. This saves you from the annoying chore of removing leftover detergent when your wash is finished.



WAS32742AU	WAS28440AU
Logixx Front Loading Automatic Washing Machine	Logixx Front Loading Automatic Washing Machine
<p>Capacity</p> <ul style="list-style-type: none"> 8 kg capacity <p>Consumption rates</p> <ul style="list-style-type: none"> 5 Star water rating, 57 litres per wash 4 Star energy rating, 328 kWh per year <p>Design</p> <ul style="list-style-type: none"> Large 32 cm wide porthole and 165° opening door for easy loading and unloading LCD clear text display with TouchControl buttons for variable temperature and spin speed selection Can be built-under benches <p>Wash Programs</p> <ul style="list-style-type: none"> 15 programs Mixed Load Delicate/Silk program Wool Super Quick 15 minute program Sensitive Sports, Fitness Shirt/Bouse Jeans/Dark Wash Two special memory programs Start and reload function Cold wash option for all programs <p>Performance</p> <ul style="list-style-type: none"> 400 - 1600 rpm spin speed* EcoSilence Drive® for faster, quieter and more energy efficient performance VarioPerfect® provides option for speed or energy efficiency Automatic stain removal system (16 stains) Automatic load detection with recommended detergent dosage and automatic load adjustment AntiVibration Design® for greater stability and quietness VarioSoft® drum system Foam detection with additional rinse cycle Automatic stabilisation <p>Safety</p> <ul style="list-style-type: none"> AquaStop™ anti-flood protection Child lock Pump protector <p>Convenience</p> <ul style="list-style-type: none"> Self-cleaning detergent drawer Time delay start Time remain indicator Audible end-of-cycle signal Very quiet operation <p>Dimensions (HxWxD)</p> <ul style="list-style-type: none"> 842 H x 600 W x 590 D mm 	<p>Capacity</p> <ul style="list-style-type: none"> 8 kg capacity <p>Consumption rates</p> <ul style="list-style-type: none"> 4 Star water rating, 80 litres per wash 4 Star energy rating, 266 kWh per year <p>Design</p> <ul style="list-style-type: none"> Large 32 cm wide porthole and 165° opening door for easy loading and unloading LED display with TouchControl buttons for spin speed, temperature selection and time delay LED program progress display Can be built-under benches <p>Wash Programs</p> <ul style="list-style-type: none"> 15 programs with 4 special options: Prewash, Rinse Plus, Easy Iron and Intensive Cottons Eco Mixed Load Delicate/Silk Wool Rinse/Freshen Up Super Quick 15 minute program PowerWash 60 minute program Sensitive Sportswear Start and reload function Cold wash option for all programs <p>Performance</p> <ul style="list-style-type: none"> 400 - 1400 rpm spin speed* Automatic load adjustment AntiVibration Design® for greater stability and quietness VarioSoft® drum system Foam detection with additional rinse cycle Automatic stabilisation <p>Safety</p> <ul style="list-style-type: none"> AquaStop™ anti-flood protection Pump protector <p>Convenience</p> <ul style="list-style-type: none"> Self-cleaning detergent drawer Time delay start Time remain indicator Audible end-of-cycle signal <p>Dimensions (HxWxD)</p> <ul style="list-style-type: none"> 842 H x 600 W x 590 D mm

WAS24460AU	WAE24462AU
Avantixx Front Loading Automatic Washing Machine	Maxx Front Loading Automatic Washing Machine
<p>Capacity</p> <ul style="list-style-type: none"> 7.5 kg capacity <p>Consumption rates</p> <ul style="list-style-type: none"> 4.5 Star water rating, 64 litres per wash 4 Star energy rating, 276 kWh per year <p>Design</p> <ul style="list-style-type: none"> Large 32 cm wide porthole and 165° opening door for easy loading and unloading LED display with TouchControl buttons for spin speed, temperature selection, time delay and child lock activation LED program progress display <p>Wash Programs</p> <ul style="list-style-type: none"> 15 programs with 4 special options: Prewash, Water Plus, Easy Iron and Intensive Cottons Eco Mixed Fabrics Delicate/Silk Wool Rinse/Freshen Up Express 15 minute program PowerWash 60 minute program <p>Performance</p> <ul style="list-style-type: none"> 400 - 1200 rpm spin speed* Automatic load adjustment VarioSoft® drum system TouchControl Buttons Foam detection with additional rinse cycle <p>Safety</p> <ul style="list-style-type: none"> AquaSecure™ anti-flood protection Child lock Pump protector <p>Convenience</p> <ul style="list-style-type: none"> Self-cleaning detergent drawer Time delay start Time remain indicator Audible end-of-cycle signal <p>Dimensions (HxWxD)</p> <ul style="list-style-type: none"> 842 H x 600 W x 620 D mm 	<p>Capacity</p> <ul style="list-style-type: none"> 7 kg capacity <p>Consumption rates</p> <ul style="list-style-type: none"> 4 Star water rating, 71 litres per wash 4 Star energy rating, 259 kWh per year <p>Design</p> <ul style="list-style-type: none"> Large 30 cm wide porthole and 180° opening door for easy loading and unloading LED display with TouchControl buttons for spin speed, temperature selection and time delay Can be built-under benches <p>Wash Programs</p> <ul style="list-style-type: none"> 15 programs plus 4 special options: Intensive, Prewash, Easy Iron and Rinse Plus Cottons Stains Cottons Eco Delicate/Silk Wool Dark load Rinse/Freshen Up Mixed Load Express 15 minute program Sportswear Skin Care Cold wash option for all programs <p>Performance</p> <ul style="list-style-type: none"> 400 - 1200 rpm spin speed* Textile specific drum movements with full electronic control for load detection, excess foam detection and optimised spinning results Revolutionary Polinox outer drum Duo AquaSpa scoop and shower system for faster soaking Rust-proof phosphate and zinc-coated casing <p>Safety</p> <ul style="list-style-type: none"> AquaSecure™ anti-flood protection Pump protector <p>Convenience</p> <ul style="list-style-type: none"> Time delay start Time remain indicator Audible end-of-cycle signal <p>Dimensions (HxWxD)</p> <ul style="list-style-type: none"> 847 H x 600 W x 590 D mm

All descriptions and technical diagrams are intended as a guide only. For additional technical information, full dimensional and installation details, please refer to the instruction and installation manuals supplied with the appliance. *To protect garment fibres, maximum spin speed available on cottons programs only.

All descriptions and technical diagrams are intended as a guide only. For additional technical information, full dimensional and installation details, please refer to the instruction and installation manuals supplied with the appliance. *To protect garment fibres, maximum spin speed available on cottons programs only.



WAE22462AU	WAE24272AU
Maxx Front Loading Automatic Washing Machine	Classixx Front Loading Automatic Washing Machine
<p>Capacity</p> <ul style="list-style-type: none"> - 7 kg capacity <p>Consumption rates</p> <ul style="list-style-type: none"> - 4 Star water rating, 71 litres per wash - 4 Star energy rating, 238 kWh per year <p>Design</p> <ul style="list-style-type: none"> - Large 30 cm wide porthole and 180° opening door for easy loading and unloading - LED display with TouchControl buttons for spin speed, temperature selection and time delay - Can be built-under benches <p>Wash Programs</p> <ul style="list-style-type: none"> - 15 programs plus 2 special options: Intensive and Prewash - Cottons Stains - Cottons Eco - Delicate/Silk - Wool - Dark load - Rinse/Freshen Up - Mixed Load - Express 15 minute program - Sportswear - Skin Care - Cold wash option for all programs <p>Performance</p> <ul style="list-style-type: none"> - 400 - 1100 rpm spin speed* - Textile specific drum movements with full electronic control for load detection, excess foam detection and optimised spinning results - Revolutionary Polinox outer drum - Duo AquaSpa scoop and shower system for faster soaking - Rust-proof phosphate and zinc-coated casing <p>Safety</p> <ul style="list-style-type: none"> - AquaSecure™ anti-flood protection - Pump protector <p>Convenience</p> <ul style="list-style-type: none"> - Time delay start - Time remain indicator - Audible end-of-cycle signal <p>Dimensions (HxWxD)</p> <ul style="list-style-type: none"> - 847 H x 600 W x 590 D mm 	<p>Capacity</p> <ul style="list-style-type: none"> - 6.5 kg capacity <p>Consumption rates</p> <ul style="list-style-type: none"> - 4.5 Star water rating, 56 litres per wash - 4 Star energy rating, 241 kWh per year <p>Design</p> <ul style="list-style-type: none"> - Large 30 cm wide porthole and 180° opening door for easy loading and unloading - LED display with push-button controls for spin speed, temperature selection and time delay - LED program status indicators - Can be built-under benches <p>Wash Programs</p> <ul style="list-style-type: none"> - 15 programs plus 1 special option: Rinse Plus - Cottons Stains - Cottons Eco - Rinse/Freshen Up - Wool - Delicate/Silk - Mixed Load - Intensive - Express 15 minute program - Cold wash option for all programs <p>Performance</p> <ul style="list-style-type: none"> - 400 - 1200 rpm spin speed* - Textile specific drum movements with full electronic control for load detection, excess foam detection and optimised spinning results - Revolutionary Polinox outer drum - Duo AquaSpa scoop and shower system for faster soaking - Rust-proof phosphate and zinc-coated casing <p>Safety</p> <ul style="list-style-type: none"> - Multi-safe protection - Pump protector <p>Convenience</p> <ul style="list-style-type: none"> - Time delay start - Time remain indicator <p>Dimensions (HxWxD)</p> <ul style="list-style-type: none"> - 847 H x 600 W x 590 D mm

WAE20262AU
Classixx Front Loading Automatic Washing Machine
<p>Capacity</p> <ul style="list-style-type: none"> - 6.5 kg capacity <p>Consumption rates</p> <ul style="list-style-type: none"> - 4.5 Star water rating, 56 litres per wash - 4 Star energy rating, 239 kWh per year <p>Design</p> <ul style="list-style-type: none"> - Large 30 cm wide porthole and 180° opening door for easy loading and unloading - LED display with push-button controls for spin speed, temperature selection and time delay - LED program status indicators - Can be built-under benches <p>Wash Programs</p> <ul style="list-style-type: none"> - 15 programs plus 1 special option: Rinse Plus - Cottons Stains - Cottons Eco - Rinse/Freshen Up - Wool - Delicate/Silk - Mixed Load - Intensive - Express 15 minute program - Cold wash option for all programs <p>Performance</p> <ul style="list-style-type: none"> - 400 - 1000 rpm spin speed* - Textile specific drum movements with full electronic control for load detection, excess foam detection and optimised spinning results - Revolutionary Polinox outer drum - Duo AquaSpa scoop and shower system for faster soaking - Rust-proof phosphate and zinc-coated casing <p>Safety</p> <ul style="list-style-type: none"> - Multi-safe protection - Pump protector <p>Convenience</p> <ul style="list-style-type: none"> - Time delay start - Time remain indicator <p>Dimensions (HxWxD)</p> <ul style="list-style-type: none"> - 847 H x 600 W x 590 D mm

All descriptions and technical diagrams are intended as a guide only. For additional technical information, full dimensional and installation details, please refer to the instruction and installation manuals supplied with the appliance. *To protect garment fibres, maximum spin speed available on cottons programs only.

All descriptions and technical diagrams are intended as a guide only. For additional technical information, full dimensional and installation details, please refer to the instruction and installation manuals supplied with the appliance. *To protect garment fibres, maximum spin speed available on cottons programs only.

Bosch dryers don't just dry your clothes, they pamper them.



The Sensitive Drying System

The Sensitive Drying System from Bosch is designed to pamper your clothes. With a large interior and an innovative sculptured drum surface, your washing is penetrated by a constant flow of gentle air from all sides. The unique SoftFlow® paddles rotate individual garments to take the rough out of the tumble and provide even drying results. The built-in sensors detect moisture levels throughout the drying cycle while the Sensitive Drying System provides the perfect drying program for every kind of material. With gentle handling, improved airing and less creasing, the results are simply perfect. The Sensitive Drying System from Bosch is invented for life.

Advanced drying features

- 'Sensor-Care' electronics monitor moisture levels for precise and controlled drying results.
- Large 6 - 8 kg capacity provides 'lift and tumble' motion for maximum air flow and shorter drying times.
- Reduced Ironing for minimal creases and folds.
- Woollens program designed to complement delicate / woollens program on Bosch front-load washers.
- Electronic start-up and sound absorbing interior for whisper-quiet operation.

Total Laundry Solution

Maximise space in your laundry by stacking the dryer on top of your front-load washing machine. This will release valuable space and provide additional storage.

Bosch dryers and washing machines can be stacked together with the aid of a stacking kit. These stacking kits anchor the machines together to ensure stability and ease-of-use.

Refer to page 33 for suitable stacking kits.

Drying solutions

Logixx

Premium design with exceptional cutting-edge features. Including 15 drying programs, electronic controls, large LC Display and touch controls, Logixx sets the benchmark in green technology as one Australia's most energy efficient dryers.



Avantixx

Added-value model that includes a broad range of extra features and benefits. With 6 kg capacity and easy-to-use program selector and LC Display, they also boast an impressive 6 Star energy rating.



Maxx

Value for money models offering a range of features designed for today's busy lifestyle. The Maxx range includes electronic single-button operation, up to 11 drying programs and low-heat drying for delicate fabrics. They also include up to 8 kg drying capacity, simplified display with a minimum 2 Star energy rating.



EcoLogixx® ActiveAir Dryer

ActiveAir Technology

Outstanding drying performance. In contrast to conventional dryers, Bosch's ActiveAir technology – a further development of the heat pump system, operates without conventional heating methods. Drying air is warmed with the help of the heat pump and ensures all existing heat is efficiently re-used throughout the cycle. All of this makes the EcoLogixx® one of the most economical condenser dryers, which helps provide true green technology.



SelfCleaning Condenser

The EcoLogixx® ActiveAir Dryer is a heat pump dryer with a maintenance free condenser. For maximum convenience, the condenser is automatically cleaned up to four times during the drying cycle. This eliminates manual cleaning that is normally required by conventional condenser dryers.



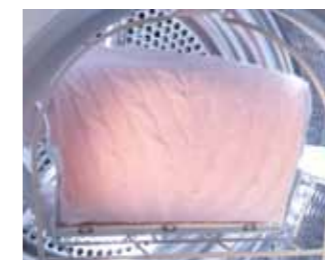
Display

The large LC Display panel shows a number of symbols for ease-of-use. The program display shows the various sequences throughout the program cycle, time delay for up to 24 hours for added convenience, an audible end-of-program indicator and a childlock symbol if activated. Also visible on the display panel is the warning indicator to clean the lint filter and empty condensed water container.



Stainless Steel Drum

The EcoLogixx® ActiveAir dryer comes with a high quality stainless steel drum. The stainless steel drum is corrosion-resistant, which ensures long-term performance. The unique SoftFlow® paddles rotate individual garments and provide even drying results.



Drying Basket

Included in the WTW86561AU EcoLogixx® is the drying basket, specifically designed for drying woollens. Simply wrap the woollen garment around the drying basket and place inside the dryer. This will retain the shape of the garment, protecting your clothing during the drying program.









Energy Efficiency

Thanks to the innovative Automatic SelfCleaning System, the Bosch EcoLogixx® ActiveAir Dryer has achieved a 6 Star energy rating, also making it one of the most energy efficient condenser dryers in Australia.

Drying features

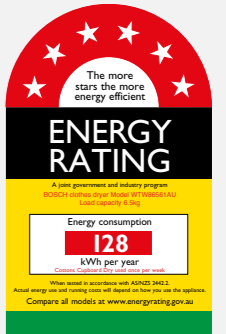
The Bosch dryer range covers ActiveAir, condenser dryers and a vented dryer to complement the washer range.



Feature	Description
 Condenser	Condenser dryers collect the condensed water vapor that occurs during the drying process in an easy-to-access container. As a result they do not require an external wall vent.
 Vented	Vented dryers exhaust the water vapour through a pipe at the back of the dryer, which must ventilate directly into the open air through an outside wall vent.
 Sensor Care	The built-in Sensor Care electronics monitor the moisture levels throughout the drying cycle while the Sensitive Drying System offers the perfect drying programs for your garments. With gentle handling, improved airing and less creasing, the results are simply perfect.
 SelfCleaning Condenser	The EcoLogixx® ActiveAir Dryer is a heat pump dryer with a maintenance-free condenser. For maximum convenience, the condenser is automatically cleaned up to four times during the drying cycle. This eliminates manual cleaning which is required by conventional condenser dryers.
 Sensitive Drying System	The Sensitive Drying System from Bosch is designed to pamper your clothes. With a large interior and an innovative sculptured drum surface, your washing is penetrated by a constant flow of gentle air from all sides. The unique SoftFlow® paddles rotate individual garments to take the rough out of the tumble and provide even drying results.
 Low Heat Delicates	Bosch dryers have an innovative low heat feature that protects temperature sensitive textiles by automatically reducing the heat and extending the drying time.
 Timer	The time remaining display shows you how long is left in the program, while the delay function allows you to delay the start of drying for 60 minutes to 24 hours.
 Reduced Ironing	The reduced ironing feature with 2 setting options helps reduce creasing and extends the anti-creasing phase once the program has ended.
 Glass Door	Selected Bosch dryers have a clear glass door, which offers maximum visibility during the drying program.
 SuperQuick 40	The SuperQuick 40 option is designed for washing to be dried quickly - maximum 2 kg load. Specifically for synthetic fabrics, cotton and blended fabrics.
 Woollens Basket	The Bosch drying basket means it is possible to dry even delicate woollen jumpers. It can be used for garments and fabrics that require drying in a gentle way and can also dry trainers with gentle ease.
 Sportswear	A gentle drying program developed to handle the functional and sports fabrics with micro-fibre technology that complements the Sportswear washing program in selected Bosch washers.

Performance

Forget bulky drying screens, rainforest conditions in the living-room and steep bills for running a conventional tumble dryer. Switch instead to perfectly and effortlessly dried laundry that is soft, fluffy and unbelievably economical: approximately \$0.52* to operate per load.



Outperforms the best energy efficiency class by 16%

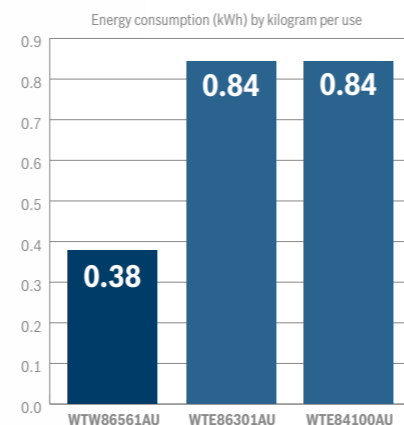
The EcoLogixx® is so energy efficient, a category doesn't even exist for it. It is 16% more economical (0.38 kWh/kg per load) than the qualifying limit (0.45 kWh/kg per load) for a 6 Star energy rated dryer, clearly earning its stars in the heat pump dryer ranks.



ActiveAir Technology

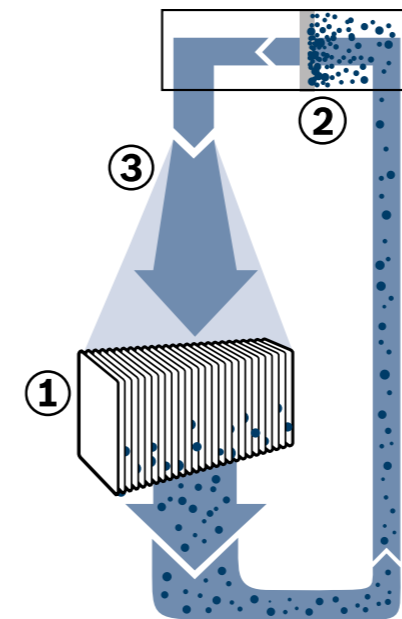
ActiveAir Technology makes EcoLogixx® one of the world's most economical dryers. Launch into a new dryer age with Bosch, Europe's leading household appliances brand and its tumble dryer, EcoLogixx®, which sets groundbreaking standards in energy efficiency, laundry care and user friendliness. Underpinned by the innovative ActiveAir technology, which Bosch has perfected, laundry can now be dried using less energy with greater efficiency and care.

Outperforms previous Bosch models by 55%[^]



Condenser unit is cleaned automatically several times during drying cycle

1. Lint and fluff
2. Water filtering
3. Self-cleaning



Anyone seriously interested in drying laundry gently, will have to come up with more than hot air.

Backed by its innovative ActiveAir technology, the EcoLogixx® and Avantixx models dry laundry with mild, warm air. This saves more energy than ever before, which not only reduces the impact on the environment and energy bills but, above all, on your laundry. Used in conjunction with the unique Bosch Sensitive Drying system, all textiles are dried with exceptional care.

Drying couldn't be gentler.

With up to 6.5 kg capacity, the large drum gives laundry plenty room to spread. Clothes are supported by the sculptured drum surface and aerated from all sides while being cradled with warm air from the wave-form SoftFlow® paddles. Sensors monitor moisture levels throughout the entire drying process. The result: fluffy soft laundry and minimum creasing. There is also a choice of settings, including 'Iron dry', 'cupboard dry' or 'extra dry'.

Put the iron away.

Previously, shirts had to be hung up dripping wet to achieve crease-free results. The Shirts/Blouses program on the EcoLogixx® improves efficiency and speed; first it dries the shirts for a certain period before shaking out the creases and then finally smoothing them out.

Peak performance for sportswear.

A sportswear program catering specifically to sports clothing made of modern textiles and high-tech material. It is tailored to gently dry temperature-sensitive materials.

Image shown for illustration purposes only

[^]Source: BSH Home Appliances Pty Ltd

*Cost based on current Victorian average for electricity as at 23/03/2011, excluding service charges (21 cents per kWh). Applies to WTW86561AU. Tariff given is a general rate and for exact cost, adjust to your local electricity tariff detailed by your energy provider.

Features vary depending on models.

Convenience



The future holds benefits for your laundry. And gives you a break, too.

The EcoLogixx® is the world's first heat-pump dryer with a maintenance-free condenser. It promises maximum user convenience and no more tiresome cleaning chores. During the drying process, the condenser is automatically cleaned up to four times, which eliminates the manual cleaning required by conventional dryers. Bosch has called this innovation the 'Self-Cleaning Condenser'.

An extra serving of convenience?

Beside a maintenance-free condenser, the EcoLogixx® features 15 drying programs for all kinds of textiles, outstanding user-friendliness with operation via a comfort display, a handy dial selector and TouchControl buttons.

A lifetime long efficiency of 6+ Star energy rating.

During the drying process, approximately 20% of the lint collects in the condenser unit. Permanent self-cleaning prevents deposits which impair performance, lead to extended drying periods and, in turn, increased energy consumption. The EcoLogixx® maintains its ultra-economical 6+ Star energy efficiency throughout its service life and offers peak drying performance. Further unique benefits include super quick drying in just 40 minutes and super silent operation. And, of course, as you would expect, it is more efficient than most of the heat pump dryers in the market.



WTW86561AU	WTW84360AU
EcoLogixx® ActiveAir Technology Condenser Dryer	Avantixx ActiveAir Technology Condenser Dryer
<p>Capacity</p> <ul style="list-style-type: none"> – 6.5 kg capacity <p>Consumption rates</p> <ul style="list-style-type: none"> – 6 Star energy rating, 128 kWh per year <p>Design</p> <ul style="list-style-type: none"> – LC Display with remaining time, program progress display and special functions – TouchControl buttons – Glass door – Large and easily accessible lint filter – Can be built-under benches <p>Drying Programs</p> <ul style="list-style-type: none"> – 15 programs – Super Quick 40 minute drying program – Ultimate WoolCare system with drying basket – Low Heat and Reduced Ironing option – Timed programs – Mixed load programs – Sportswear program – Shirts/Blouses program <p>Performance</p> <ul style="list-style-type: none"> – ActiveAir technology – Automatic self-cleaning condenser – Sensor drying 	<ul style="list-style-type: none"> – Precise adjustment to the drying level – Stainless steel drum with SoftFlow® paddles for less creasing – Automatic anti-crease cycle (120 minutes) <p>Safety</p> <ul style="list-style-type: none"> – Automatic drum stop when door is opened – Child Lock <p>Convenience</p> <ul style="list-style-type: none"> – LC Display with program progress display – Warning indicators for lint filter and condensed water container – Drum interior light – Time delay (1-24 hours) – Time remain indicator – 3-level audible end-of-cycle signal – Very quiet operation <p>Dimensions (HxWxD)</p> <ul style="list-style-type: none"> – 842 H x 598 W x 625 D mm
	<p>Capacity</p> <ul style="list-style-type: none"> – 6 kg capacity <p>Consumption rates</p> <ul style="list-style-type: none"> – 6 Star energy rating, 117 kWh per year <p>Design</p> <ul style="list-style-type: none"> – Fully electronic single-button operation – Easy-to-use program selector for standard, timed and special programs – LC Display with time remain – TouchControl buttons – Large and easily accessible lint filter – Can be built-under benches <p>Drying Programs</p> <ul style="list-style-type: none"> – 11 programs – 2 time-based programs – Super Quick 40 minute program – Low Heat and Reduced Ironing option – Woollens Finish program – Sportswear program <p>Performance</p> <ul style="list-style-type: none"> – ActiveAir technology – Automatic self-cleaning condenser – Sensor drying – Precise adjustment to the drying level – Stainless steel drum with SoftFlow® paddles for less creasing – Automatic anti-crease cycle (120 minutes) <p>Safety</p> <ul style="list-style-type: none"> – Automatic drum stop when door is opened <p>Convenience</p> <ul style="list-style-type: none"> – LED program progress indicator – LED warning indicator for lint filter and condensed water container – Drum interior light – Time delay (1-24 hours) – Time remain indicator – Audible end-of-cycle signal – Very quiet operation <p>Dimensions (HxWxD)</p> <ul style="list-style-type: none"> – 842 H x 598 W x 625 D mm

Features vary depending on models.

All descriptions and technical diagrams are intended as a guide only. For additional technical information, full dimensional and installation details, please refer to the instruction and installation manuals supplied with the appliance.



Accessories

WTE86302AU	WTE84101AU
Maxx Condenser Dryer	Maxx Condenser Dryer
<p>Capacity</p> <ul style="list-style-type: none"> – 8 kg capacity <p>Consumption rates</p> <ul style="list-style-type: none"> – 2 Star energy rating, 355 kWh per year <p>Design</p> <ul style="list-style-type: none"> – Fully electronic single-button operation – Easy-to-use program selector for standard, timed and special programs – LC Display with time remain – TouchControl buttons – Glass door – Large and easily accessible lint filter – Can be built-under benches <p>Drying Programs</p> <ul style="list-style-type: none"> – 11 programs – 2 time-based programs – SuperQuick 40 minute program – Low Heat and Reduced Ironing option – Woollens Finish program – Sportswear program <p>Performance</p> <ul style="list-style-type: none"> – Sensitive drying system – Stainless steel drum with SoftFlow® paddles for less creasing – Automatic anti-crease cycle (120 minutes) <p>Safety</p> <ul style="list-style-type: none"> – Overheating temperature protection – Automatic drum stop when door is opened <p>Convenience</p> <ul style="list-style-type: none"> – LED program progress indicator – LED warning indicator for lint filter and condensed water container – Drum interior light – Time remain indicator – Audible end-of-cycle signal <p>Dimensions (HxWxD)</p> <ul style="list-style-type: none"> – 842 H x 598 W x 625 D mm <p>Supplied Accessories</p> <ul style="list-style-type: none"> – Drain hose kit 	<p>Capacity</p> <ul style="list-style-type: none"> – 7 kg capacity <p>Consumption rates</p> <ul style="list-style-type: none"> – 2 Star energy rating, 314 kWh per year <p>Design</p> <ul style="list-style-type: none"> – Fully electronic single-button operation – Easy-to-use program selector for standard and timed programs – TouchControl buttons – Can be built-under benches <p>Drying Programs</p> <ul style="list-style-type: none"> – 9 programs – 2 time-based programs – Low Heat option for delicate and synthetic fabrics <p>Performance</p> <ul style="list-style-type: none"> – Sensitive drying system – Large internal galvanised drum with SoftFlow® paddles – Automatic anti-crease program (60 minutes) <p>Safety</p> <ul style="list-style-type: none"> – Overheating temperature protection – Automatic drum stop when door is opened <p>Convenience</p> <ul style="list-style-type: none"> – LED program progress indicator – LED warning indicator for lint filter and condensed water container – End-of-cycle indicator <p>Dimensions (HxWxD)</p> <ul style="list-style-type: none"> – 842 H x 598 W x 625 D mm <p>Supplied Accessories</p> <ul style="list-style-type: none"> – Drain hose kit

All descriptions and technical diagrams are intended as a guide only. For additional technical information, full dimensional and installation details, please refer to the instruction and installation manuals supplied with the appliance.

WTV74100AU
Maxx Sensor Vented Dryer
<p>Capacity</p> <ul style="list-style-type: none"> – 7 kg capacity <p>Consumption rates</p> <ul style="list-style-type: none"> – 2.5 Star energy rating, 290 kWh per year <p>Design</p> <ul style="list-style-type: none"> – Fully electronic single-button operation – Easy-to-use program selector for standard and timed programs – TouchControl buttons – Can be built-under benches <p>Drying Programs</p> <ul style="list-style-type: none"> – 9 programs – 2 time-based programs – Low Heat option for delicate and synthetic fabrics <p>Performance</p> <ul style="list-style-type: none"> – Sensitive drying system – Large 7 kg drum with SoftFlow® paddles – Automatic anti-crease program (60 minutes) <p>Safety</p> <ul style="list-style-type: none"> – Automatic drum stop when door is opened <p>Convenience</p> <ul style="list-style-type: none"> – LED program progress indicator – LED warning indicator for lint filter – End-of-cycle indicator <p>Dimensions (HxWxD)</p> <ul style="list-style-type: none"> – 842 H x 598 W x 625 D mm <p>Supplied Accessories</p> <ul style="list-style-type: none"> – Venting hose

All descriptions and technical diagrams are intended as a guide only. For additional technical information, full dimensional and installation details, please refer to the instruction and installation manuals supplied with the appliance.

Stacking Kit
<p>WTZ11300 Stacking Kit with shelf, suits WT dryers with WAE and WAS washers</p>
<p>WTZ11310 Stacking Kit, suits WT dryers with WAE and WAS washers</p>
Accessories
<p>WTZ1110 Condensation drain hose kit for WTE dryers</p>
<p>WTZ10290 Built under kit for WTE dryers</p>
<p>WMZ2420 Under bench guard to suit WAE washers only</p>

This much is for sure: you can trust in our service.

Reliable, experienced, fast. The customer service of Bosch;
before and after purchase.



Quality service straight from the manufacturer. Original Bosch.

We are committed to quality even when it comes to after-sales service because no one knows Bosch appliances better than our highly trained service engineers. Working with the latest equipment for measuring, diagnostics and repairs, Bosch service engineers only use original Bosch spare parts.



Reliability guaranteed. No compromises.

All Bosch home appliances are produced with maximum care with high-quality materials. We promise it in our 2-year manufacturer's warranty on all appliances.



Lifetime service. It goes without saying at Bosch.

Once your warranty period is over, we are still there to assist you. You can rely on expert care and first-rate service throughout the life cycle of your appliance. From missing instruction manuals to appliance repair – we take care of everything.



Original accessories. Effective care products.

Take a look at our extensive range of accessories for some inspiration: discover additional uses, replace old materials for optimum operation or simply give a trusty home appliance a good work-over. With the right care, you will be able to enjoy your high-quality appliance for many years to come. To help you do so, we offer a wide range of Bosch certified cleaning and care products.



Extensive customer service network. Just a call away.

Customer Care

Our friendly Bosch Customer Care team is on-hand to provide competent, reliable assistance. Before or after purchase, the Bosch team will be happy to advise you on products, their use and special functions.

Bosch Customer Care: 1300 368 339

Monday to Friday, 8:30am to 6:00pm.

Service & Repairs

Our team is there to provide the right advice on faults, arranging a visit of a service engineer and ordering the right accessories or spare parts.

Bosch Repairs & Service, Accessories

and Spare Parts: 1300 360 447

Monday to Friday, 8:30am to 5:00pm.





In 2011, the Bosch Group is celebrating a double anniversary: the 125th anniversary of the company's establishment, and the company founder's 150th birthday. This is cause for more than mere retrospection – it prompts us to show how the company's past fuels its future. The history of the company has had its ups and downs, but at the same time has always been vibrant. We see this history as one that drives us forward to new – and above all beneficial – achievements.

BSH Home Appliances Pty Ltd

7-9 Arco Lane
Heatherton VIC 3202

Postal Address

PO Box 505
Moorabbin VIC 3189

Customer Service

Phone: 1300 368 339
Fax: 1300 306 818

www.bosch-home.com.au

Bosch Laundry Solutions brochure is printed in an environmentally conscious way, using inks containing linseed oils and stock manufactured to high environmental standards.



This material is printed on Quatro Silk, manufactured by Sappi Paper at their EMAS Mill. The pulp for this paper is sourced from certified and well managed sustainable plantation forests. EMAS is the European Union's regulated environmental management scheme.

The print company has a strict environmental policy. They use initiatives such as computer-to-plate technology, water/isopropyl alcohol reductions in printing presses and recycling throughout the organisation. This is in addition to the ink selection as discussed above and in their advice to all clients on the environmental implications of paper selection and usage.

Certain appliances shown in this catalogue are not available in your country. Model numbers and specifications are for reference only and subject to change without prior notice. Please contact your local Bosch retailer for the latest information.

Whilst every care has been taken in the preparation of this publication, BSH does not warrant the accuracy or completeness of the information in this publication and BSH reserves the right to alter specifications without notice. To the extent permitted by law, BSH excludes all liability, including negligence, for any loss incurred in reliance on the contents of this publication.